



Municipio de Zempoala

Estado de Hidalgo

Análítico Mensual de Egresos Pagados por Fuente de Financiamiento al 31/dic./2022

Usu: supervisor
rptAnaliticoPres

(Cuentas con Movimientos)

Fecha y

02:21 p. m.

(Cifras en pesos y centavos)

Objeto del Gasto	Presupuesto Vigente	Ene	Feb	Mar	Abr	May	Jun	Jul	Ago	Sep	Oct	Nov	Dic	Total	Diferencia (Vigente - Total)
10001 Recursos propios															
100000 SERVICIOS PERSONALES	\$81,900.00	\$0.00	\$0.00	\$0.00	\$31,500.00	\$0.00	\$20,900.00	\$0.00	\$10,500.00	\$0.00	\$0.00	\$0.00	\$19,000.00	\$81,900.00	\$0.00
130000 Remuneraciones adicionales y	\$58,500.00	\$0.00	\$0.00	\$0.00	\$31,500.00	\$0.00	\$16,500.00	\$0.00	\$10,500.00	\$0.00	\$0.00	\$0.00	\$0.00	\$58,500.00	\$0.00
134000 Compensaciones	\$58,500.00	\$0.00	\$0.00	\$0.00	\$31,500.00	\$0.00	\$16,500.00	\$0.00	\$10,500.00	\$0.00	\$0.00	\$0.00	\$0.00	\$58,500.00	\$0.00
134001 Compensaciones	\$58,500.00	\$0.00	\$0.00	\$0.00	\$31,500.00	\$0.00	\$16,500.00	\$0.00	\$10,500.00	\$0.00	\$0.00	\$0.00	\$0.00	\$58,500.00	\$0.00
150000 Otras prestaciones sociales y	\$4,400.00	\$0.00	\$0.00	\$0.00	\$0.00	\$0.00	\$4,400.00	\$0.00	\$0.00	\$0.00	\$0.00	\$0.00	\$0.00	\$4,400.00	\$0.00
155000 Apoyos a la capacitación de los servidores	\$4,400.00	\$0.00	\$0.00	\$0.00	\$0.00	\$0.00	\$4,400.00	\$0.00	\$0.00	\$0.00	\$0.00	\$0.00	\$0.00	\$4,400.00	\$0.00
155001 Capacitación a Personal	\$4,400.00	\$0.00	\$0.00	\$0.00	\$0.00	\$0.00	\$4,400.00	\$0.00	\$0.00	\$0.00	\$0.00	\$0.00	\$0.00	\$4,400.00	\$0.00
170000 Pago de estímulos a servidores públicos	\$19,000.00	\$0.00	\$0.00	\$0.00	\$0.00	\$0.00	\$0.00	\$0.00	\$0.00	\$0.00	\$0.00	\$0.00	\$19,000.00	\$19,000.00	\$0.00
171000 Estímulos	\$19,000.00	\$0.00	\$0.00	\$0.00	\$0.00	\$0.00	\$0.00	\$0.00	\$0.00	\$0.00	\$0.00	\$0.00	\$19,000.00	\$19,000.00	\$0.00
171001 Estímulos personal	\$19,000.00	\$0.00	\$0.00	\$0.00	\$0.00	\$0.00	\$0.00	\$0.00	\$0.00	\$0.00	\$0.00	\$0.00	\$19,000.00	\$19,000.00	\$0.00
200000 MATERIALES Y SUMINISTROS	\$8,191,754.36	\$503,781.39	\$653,705.02	\$941,988.31	\$941,144.34	\$1,724,384.42	\$167,935.06	\$623,744.63	\$317,759.28	\$488,479.61	\$915,136.93	\$469,284.77	\$444,410.60	\$8,191,754.36	\$0.00
210000 Materiales de administración, emisión de	\$1,330,565.03	\$22,287.36	\$169,179.04	\$72,608.98	\$269,125.76	\$166,138.00	\$6,711.93	\$44,320.40	\$172,212.99	\$58,098.56	\$251,464.00	\$1,546.01	\$76,872.00	\$1,330,565.03	\$0.00
211000 Materiales, útiles y equipos menores de	\$269,333.34	\$754.00	\$4,905.64	\$108.98	\$138,934.36	\$0.00	\$5,736.00	\$19,450.00	\$37,908.80	\$56,278.56	\$2,826.00	\$861.00	\$1,570.00	\$269,333.34	\$0.00
211001 Papelería y artículos de escritorio	\$269,333.34	\$754.00	\$4,905.64	\$108.98	\$138,934.36	\$0.00	\$5,736.00	\$19,450.00	\$37,908.80	\$56,278.56	\$2,826.00	\$861.00	\$1,570.00	\$269,333.34	\$0.00
212000 Materiales y útiles de impresión y	\$32,139.93	\$1,629.00	\$0.00	\$0.00	\$29,829.40	\$0.00	\$681.53	\$0.00	\$0.00	\$0.00	\$0.00	\$0.00	\$0.00	\$32,139.93	\$0.00
212001 Consumibles para equipo de cómputo y	\$32,139.93	\$1,629.00	\$0.00	\$0.00	\$29,829.40	\$0.00	\$681.53	\$0.00	\$0.00	\$0.00	\$0.00	\$0.00	\$0.00	\$32,139.93	\$0.00
214000 Materiales, útiles y equipos menores de	\$1,500.00	\$0.00	\$0.00	\$0.00	\$0.00	\$0.00	\$0.00	\$0.00	\$0.00	\$0.00	\$1,500.00	\$0.00	\$0.00	\$1,500.00	\$0.00
214001 Medios ópticos, magnéticos y de estado	\$1,500.00	\$0.00	\$0.00	\$0.00	\$0.00	\$0.00	\$0.00	\$0.00	\$0.00	\$0.00	\$1,500.00	\$0.00	\$0.00	\$1,500.00	\$0.00
215000 Material impreso e información digital	\$656,876.20	\$0.00	\$143,683.40	\$72,500.00	\$98,020.00	\$78,648.00	\$0.00	\$1,925.60	\$45,637.20	\$180.00	\$216,282.00	\$0.00	\$0.00	\$656,876.20	\$0.00
215001 Material impreso o información digital	\$656,876.20	\$0.00	\$143,683.40	\$72,500.00	\$98,020.00	\$78,648.00	\$0.00	\$1,925.60	\$45,637.20	\$180.00	\$216,282.00	\$0.00	\$0.00	\$656,876.20	\$0.00
216000 Material de limpieza	\$281,195.56	\$19,904.36	\$20,590.00	\$0.00	\$22,342.00	\$23,490.00	\$294.40	\$22,944.80	\$63,146.99	\$1,640.00	\$30,856.00	\$685.01	\$75,302.00	\$281,195.56	\$0.00
216001 Artículos de limpieza	\$281,195.56	\$19,904.36	\$20,590.00	\$0.00	\$22,342.00	\$23,490.00	\$294.40	\$22,944.80	\$63,146.99	\$1,640.00	\$30,856.00	\$685.01	\$75,302.00	\$281,195.56	\$0.00
217000 Materiales y útiles de enseñanza	\$25,520.00	\$0.00	\$0.00	\$0.00	\$0.00	\$0.00	\$0.00	\$0.00	\$25,520.00	\$0.00	\$0.00	\$0.00	\$0.00	\$25,520.00	\$0.00
217001 Materiales y útiles de enseñanza	\$25,520.00	\$0.00	\$0.00	\$0.00	\$0.00	\$0.00	\$0.00	\$0.00	\$25,520.00	\$0.00	\$0.00	\$0.00	\$0.00	\$25,520.00	\$0.00
218000 Materiales para el registro e identificación	\$64,000.00	\$0.00	\$0.00	\$0.00	\$0.00	\$64,000.00	\$0.00	\$0.00	\$0.00	\$0.00	\$0.00	\$0.00	\$0.00	\$64,000.00	\$0.00
218001 Libros y hojas del registro civil	\$64,000.00	\$0.00	\$0.00	\$0.00	\$0.00	\$64,000.00	\$0.00	\$0.00	\$0.00	\$0.00	\$0.00	\$0.00	\$0.00	\$64,000.00	\$0.00
220000 Alimentos y utensilios	\$213,647.05	\$1,182.28	\$31,669.99	\$23,571.50	\$33,399.20	\$21,413.90	\$14,812.78	\$9,123.70	\$16,114.30	\$25,757.40	\$16,916.20	\$11,890.60	\$7,795.20	\$213,647.05	\$0.00
221000 Productos alimenticios para personas	\$206,223.05	\$1,182.28	\$31,669.99	\$23,571.50	\$33,399.20	\$21,413.90	\$14,812.78	\$9,123.70	\$16,916.20	\$25,757.40	\$16,916.20	\$11,890.60	\$7,795.20	\$206,223.05	\$0.00
221001 Alimentos para personal de P.M.	\$72,393.99	\$0.00	\$21,112.00	\$13,572.00	\$22,420.00	\$13,340.00	\$1,949.99	\$0.00	\$0.00	\$0.00	\$0.00	\$0.00	\$0.00	\$72,393.99	\$0.00
221004 Bienes de consumo	\$133,829.06	\$1,182.28	\$10,557.99	\$9,999.50	\$10,979.20	\$8,073.90	\$12,862.79	\$9,123.70	\$8,690.30	\$25,757.40	\$16,916.20	\$11,890.60	\$7,795.20	\$133,829.06	\$0.00
223000 Utensilios para el servicio de alimentación	\$7,424.00	\$0.00	\$0.00	\$0.00	\$0.00	\$0.00	\$0.00	\$0.00	\$7,424.00	\$0.00	\$0.00	\$0.00	\$0.00	\$7,424.00	\$0.00
223001 Utensilios para el servicio de alimentación	\$7,424.00	\$0.00	\$0.00	\$0.00	\$0.00	\$0.00	\$0.00	\$0.00	\$7,424.00	\$0.00	\$0.00	\$0.00	\$0.00	\$7,424.00	\$0.00
240000 Materiales y artículos de construcción y	\$3,472,006.98	\$247,433.00	\$239,212.40	\$472,353.06	\$218,933.59	\$1,408,558.86	\$32,067.95	\$226,371.65	\$36,748.49	\$82,269.47	\$332,175.61	\$80,917.11	\$94,965.79	\$3,472,006.98	\$0.00
246000 Material eléctrico y electrónico	\$2,911,690.93	\$247,338.01	\$239,212.40	\$368,503.10	\$205,229.64	\$1,405,250.68	\$5,538.02	\$156,485.28	-\$66,611.99	\$21,598.00	\$199,119.80	\$49,582.20	\$80,445.79	\$2,911,690.93	\$0.00
246001 Material eléctrico para alumbrado y	\$2,911,690.93	\$247,338.01	\$239,212.40	\$368,503.10	\$205,229.64	\$1,405,250.68	\$5,538.02	\$156,485.28	-\$66,611.99	\$21,598.00	\$199,119.80	\$49,582.20	\$80,445.79	\$2,911,690.93	\$0.00
249000 Otros materiales y artículos de	\$560,316.05	\$94.99	\$0.00	\$103,849.96	\$13,703.95	\$3,308.18	\$26,529.93	\$69,886.37	\$103,360.48	\$60,671.47	\$133,055.81	\$31,334.91	\$14,520.00	\$560,316.05	\$0.00
249001 Materiales para reparacion y	\$114,604.85	\$94.99	\$0.00	\$2,620.01	\$1,538.01	\$0.00	\$2,985.00	\$6,423.00	\$32,166.85	\$36,478.99	\$9,040.00	\$8,738.00	\$14,520.00	\$114,604.85	\$0.00





Usr: supervisor
rplAnalíticoPres

Municipio de Zempoala Estado de Hidalgo

Análisis Mensual de Egresos Pagados por Fuente de Financiamiento al 31/dic/2022

(Cuentas con Movimientos)

(Cifras en pesos y centavos)

Fecha y

02:21 p. m.

Objeto del Gasto	Presupuesto Vigente	Ene	Feb	Mar	Abr	May	Jun	Jul	Ago	Sep	Oct	Nov	Dic	Total	Diferencia (Vigente - Total)
249002 Material para mantenimiento de redes de	\$380,091.19	\$0.00	\$0.00	\$36,269.95	\$12,165.94	\$3,308.18	\$22,884.92	\$63,463.37	\$71,193.63	\$24,192.48	\$124,015.81	\$22,596.91	\$0.00	\$380,091.19	\$0.00
249004 Material para rehabilitacion de calles,	\$65,620.01	\$0.00	\$0.00	\$64,960.00	\$0.00	\$0.00	\$660.01	\$0.00	\$0.00	\$0.00	\$0.00	\$0.00	\$0.00	\$65,620.01	\$0.00
250000 Productos químicos, farmacéuticos y de	\$922,519.96	\$27,617.00	\$70,090.00	\$19,720.00	\$134,096.00	\$26,918.96	\$57,536.00	\$131,719.00	\$0.00	\$60,320.00	\$138,444.00	\$34,742.00	\$221,317.00	\$922,519.96	\$0.00
252000 Fertilizantes, pesticidas y otros	\$75,044.00	\$0.00	\$0.00	\$11,020.00	\$31,320.00	\$0.00	\$0.00	\$19,140.00	\$0.00	\$0.00	\$12,064.00	\$0.00	\$1,500.00	\$75,044.00	\$0.00
252001 Herbicidas	\$75,044.00	\$0.00	\$0.00	\$11,020.00	\$31,320.00	\$0.00	\$0.00	\$19,140.00	\$0.00	\$0.00	\$12,064.00	\$0.00	\$1,500.00	\$75,044.00	\$0.00
253000 Medicinas y productos farmacéuticos	\$49,183.00	\$15,892.00	\$13,630.00	\$8,700.00	\$0.00	\$0.00	\$0.00	\$1,219.00	\$0.00	\$0.00	\$2,840.00	\$6,902.00	\$0.00	\$49,183.00	\$0.00
253001 Medicamentos para presidencia municipal	\$49,183.00	\$15,892.00	\$13,630.00	\$8,700.00	\$0.00	\$0.00	\$0.00	\$1,219.00	\$0.00	\$0.00	\$2,840.00	\$6,902.00	\$0.00	\$49,183.00	\$0.00
254000 Materiales, accesorios y suministros	\$38,715.96	\$10,440.00	\$780.00	\$0.00	\$0.00	\$26,918.96	\$0.00	\$0.00	\$0.00	\$0.00	\$0.00	\$0.00	\$577.00	\$38,715.96	\$0.00
259000 Otros productos químicos	\$759,577.00	\$1,285.00	\$55,680.00	\$0.00	\$102,776.00	\$0.00	\$57,536.00	\$111,360.00	\$0.00	\$60,320.00	\$123,540.00	\$27,840.00	\$219,240.00	\$759,577.00	\$0.00
259001 Materiales para cloracion de agua potable	\$758,292.00	\$0.00	\$55,680.00	\$0.00	\$102,776.00	\$0.00	\$57,536.00	\$111,360.00	\$0.00	\$60,320.00	\$123,540.00	\$27,840.00	\$219,240.00	\$758,292.00	\$0.00
259002 Productos químicos	\$1,285.00	\$1,285.00	\$0.00	\$0.00	\$0.00	\$0.00	\$0.00	\$0.00	\$0.00	\$0.00	\$0.00	\$0.00	\$0.00	\$1,285.00	\$0.00
260000 Combustibles, lubricantes y aditivos	\$1,527,816.45	\$164,555.33	\$107,469.17	\$302,577.96	\$236,732.80	\$62,735.30	\$22,052.40	\$156,436.21	\$0.00	\$228,423.04	\$160,775.13	\$68,757.71	\$17,301.40	\$1,527,816.45	\$0.00
261000 Combustibles, lubricantes y aditivos	\$1,527,816.45	\$164,555.33	\$107,469.17	\$302,577.96	\$236,732.80	\$62,735.30	\$22,052.40	\$156,436.21	\$0.00	\$228,423.04	\$160,775.13	\$68,757.71	\$17,301.40	\$1,527,816.45	\$0.00
261001 Combustibles y lubricantes para vehiculos	\$1,527,816.45	\$164,555.33	\$107,469.17	\$302,577.96	\$236,732.80	\$62,735.30	\$22,052.40	\$156,436.21	\$0.00	\$228,423.04	\$160,775.13	\$68,757.71	\$17,301.40	\$1,527,816.45	\$0.00
270000 Vestuario, blancos, prendas de	\$353,072.00	\$3,800.00	\$1,560.00	\$13,920.00	\$2,798.00	\$0.00	\$7,375.01	\$0.00	\$64,227.99	\$4,656.00	\$2,940.00	\$247,555.00	\$4,240.00	\$353,072.00	\$0.00
271000 Vestuario y uniformes	\$283,260.00	\$0.00	\$1,560.00	\$13,920.00	\$0.00	\$0.00	\$0.00	\$0.00	\$58,168.00	\$4,176.00	\$0.00	\$205,436.00	\$0.00	\$283,260.00	\$0.00
271003 Uniformes para personal	\$283,260.00	\$0.00	\$1,560.00	\$13,920.00	\$0.00	\$0.00	\$0.00	\$0.00	\$58,168.00	\$4,176.00	\$0.00	\$205,436.00	\$0.00	\$283,260.00	\$0.00
272000 Prendas de seguridad y protección	\$69,812.00	\$3,800.00	\$0.00	\$0.00	\$2,798.00	\$0.00	\$7,375.01	\$0.00	\$6,059.99	\$480.00	\$2,940.00	\$42,119.00	\$4,240.00	\$69,812.00	\$0.00
272001 Prendas de seguridad y protección	\$69,812.00	\$3,800.00	\$0.00	\$0.00	\$2,798.00	\$0.00	\$7,375.01	\$0.00	\$6,059.99	\$480.00	\$2,940.00	\$42,119.00	\$4,240.00	\$69,812.00	\$0.00
290000 Herramientas, refacciones y accesorios	\$372,126.89	\$36,906.42	\$34,524.42	\$37,236.81	\$26,058.99	\$38,619.40	\$27,378.99	\$55,773.67	\$28,455.51	\$28,955.14	\$12,421.99	\$23,876.34	\$21,919.21	\$372,126.89	\$0.00
291000 Herramientas menores	\$137,936.21	\$19,716.00	\$31,130.01	\$27,855.21	\$20,368.99	\$6,188.00	\$3,660.99	\$7,257.99	\$410.00	\$2,375.02	\$7,041.99	\$5,238.00	\$6,694.01	\$137,936.21	\$0.00
291001 Herramientas menores	\$137,936.21	\$19,716.00	\$31,130.01	\$27,855.21	\$20,368.99	\$6,188.00	\$3,660.99	\$7,257.99	\$410.00	\$2,375.02	\$7,041.99	\$5,238.00	\$6,694.01	\$137,936.21	\$0.00
292000 Refacciones y accesorios menores de	\$26,409.01	\$0.00	\$2,690.01	\$0.00	\$400.00	\$0.00	\$380.00	\$0.00	\$19,520.00	\$0.00	\$1,320.00	\$0.00	\$2,099.00	\$26,409.01	\$0.00
292001 Maternal para mantenimiento de edificios	\$26,409.01	\$0.00	\$2,690.01	\$0.00	\$400.00	\$0.00	\$380.00	\$0.00	\$19,520.00	\$0.00	\$1,320.00	\$0.00	\$2,099.00	\$26,409.01	\$0.00
294000 Refacciones y accesorios menores de	\$24,272.05	\$0.00	\$704.40	\$677.40	\$1,620.00	\$2,271.40	\$150.00	\$0.00	\$683.91	\$11,811.00	\$4,060.00	\$2,293.94	\$0.00	\$24,272.05	\$0.00
294001 Accesorios para equipo de cómputo	\$24,272.05	\$0.00	\$704.40	\$677.40	\$1,620.00	\$2,271.40	\$150.00	\$0.00	\$683.91	\$11,811.00	\$4,060.00	\$2,293.94	\$0.00	\$24,272.05	\$0.00
296000 Refacciones y accesorios menores de	\$183,509.62	\$17,190.42	\$0.00	\$8,704.20	\$3,670.00	\$30,160.00	\$23,188.00	\$48,515.68	\$7,841.60	\$14,769.12	\$0.00	\$16,344.40	\$13,126.20	\$183,509.62	\$0.00
296001 Neumáticos y cámaras	\$183,509.62	\$17,190.42	\$0.00	\$8,704.20	\$3,670.00	\$30,160.00	\$23,188.00	\$48,515.68	\$7,841.60	\$14,769.12	\$0.00	\$16,344.40	\$13,126.20	\$183,509.62	\$0.00
300000 SERVICIOS GENERALES	\$18,531,523.10	\$391,712.95	\$661,225.67	\$693,220.74	\$1,515,773.73	\$2,984,515.17	\$1,359,165.81	\$2,215,856.33	\$986,630.57	\$2,030,009.41	\$781,447.58	\$1,647,021.74	\$2,907,443.40	\$18,174,023.10	\$357,500.00
310000 Servicios básicos	\$283,525.97	\$25,048.36	\$25,200.18	\$24,648.36	\$25,348.34	\$24,980.43	\$400.00	\$400.00	\$0.00	\$74,299.82	\$28,874.39	\$27,374.38	\$26,951.71	\$283,525.97	\$0.00
314000 Telefonía tradicional	\$282,425.97	\$25,048.36	\$24,800.18	\$24,648.36	\$25,048.34	\$24,580.43	\$400.00	\$400.00	\$0.00	\$74,299.82	\$28,874.39	\$27,374.38	\$26,951.71	\$282,425.97	\$0.00
314001 Servicio telefónico para Presidencia	\$282,425.97	\$25,048.36	\$24,800.18	\$24,648.36	\$25,048.34	\$24,580.43	\$400.00	\$400.00	\$0.00	\$74,299.82	\$28,874.39	\$27,374.38	\$26,951.71	\$282,425.97	\$0.00
315000 Telefonía celular	\$1,100.00	\$0.00	\$400.00	\$0.00	\$300.00	\$400.00	\$0.00	\$0.00	\$0.00	\$0.00	\$0.00	\$0.00	\$0.00	\$1,100.00	\$0.00
315001 Tiempo aire	\$1,100.00	\$0.00	\$400.00	\$0.00	\$300.00	\$400.00	\$0.00	\$0.00	\$0.00	\$0.00	\$0.00	\$0.00	\$0.00	\$1,100.00	\$0.00
320000 Servicios de arrendamiento	\$240,434.54	\$0.00	\$0.00	\$30,257.60	\$99,625.82	\$0.00	\$0.00	\$1,450.00	\$0.00	\$21,292.22	\$21,292.22	\$0.00	\$66,516.68	\$240,434.54	\$0.00
321000 Arrendamiento de terrenos	\$85,168.88	\$0.00	\$0.00	\$0.00	\$0.00	\$0.00	\$0.00	\$0.00	\$0.00	\$21,292.22	\$21,292.22	\$0.00	\$42,584.44	\$85,168.88	\$0.00
321001 Arrendamiento de terrenos	\$85,168.88	\$0.00	\$0.00	\$0.00	\$0.00	\$0.00	\$0.00	\$0.00	\$0.00	\$21,292.22	\$21,292.22	\$0.00	\$42,584.44	\$85,168.88	\$0.00
323000 Arrendamiento de mobiliario y equipo de	\$155,265.66	\$0.00	\$0.00	\$30,257.60	\$99,625.82	\$0.00	\$0.00	\$1,450.00	\$0.00	\$0.00	\$0.00	\$0.00	\$23,932.24	\$155,265.66	\$0.00
323001 Arrendamiento de equipo de fotocopiado	\$155,265.66	\$0.00	\$0.00	\$30,257.60	\$99,625.82	\$0.00	\$0.00	\$1,450.00	\$0.00	\$0.00	\$0.00	\$0.00	\$23,932.24	\$155,265.66	\$0.00
330000 Servicios profesionales, científicos,	\$845,528.57	\$14,114.69	\$40,235.00	\$92,672.80	\$24,200.00	\$48,836.40	\$51,200.00	\$40,494.84	\$47,400.00	\$8,800.00	\$64,120.00	\$0.00	\$413,454.84	\$845,528.57	\$0.00



2020 - 2024



2020 - 2024



2020 - 2024



Usr: supervisor
rpaAnalíticoPres

Municipio de Zempoala Estado de Hidalgo

Análisis Mensual de Egresos Pagados por Fuente de Financiamiento al 31/dic /2022

(Cuentas con Movimientos)

(Cifras en pesos y centavos)

Fecha y

02:21 p. m.

Objeto del Gasto	Presupuesto Vigente													Total	Diferencia (Vigente - Total)	
		Ene	Feb	Mar	Abr	May	Jun	Jul	Ago	Sep	Oct	Nov	Dic			
331000 Servicios legales, de contabilidad,	\$202,023.89	\$14,114.69	\$34,800.00	\$92,672.80	\$16,600.00	\$11,600.00	\$0.00	\$0.00	\$0.00	\$0.00	\$0.00	\$0.00	\$0.00	\$32,236.40	\$202,023.89	\$0.00
331001 Servicios legales, de contabilidad,	\$202,023.89	\$14,114.69	\$34,800.00	\$92,672.80	\$16,600.00	\$11,600.00	\$0.00	\$0.00	\$0.00	\$0.00	\$0.00	\$0.00	\$0.00	\$32,236.40	\$202,023.89	\$0.00
333000 Servicios de consultoría administrativa,	\$611,024.68	\$0.00	\$5,435.00	\$0.00	\$7,600.00	\$37,236.40	\$51,200.00	\$33,534.84	\$47,400.00	\$8,800.00	\$38,600.00	\$0.00	\$381,218.44	\$611,024.68	\$0.00	
333001 Asesoría y soporte de tecnologías de la	\$128,369.88	\$0.00	\$5,435.00	\$0.00	\$7,600.00	\$32,236.40	\$11,400.00	\$5,334.84	\$7,600.00	\$3,800.00	\$3,800.00	\$0.00	\$51,163.64	\$128,369.88	\$0.00	
333003 Instrumentos Jurídico-Administrativos	\$482,654.80	\$0.00	\$0.00	\$0.00	\$0.00	\$5,000.00	\$39,800.00	\$28,200.00	\$39,800.00	\$5,000.00	\$34,800.00	\$0.00	\$330,054.80	\$482,654.80	\$0.00	
334000 Servicios de capacitación	\$6,960.00	\$0.00	\$0.00	\$0.00	\$0.00	\$0.00	\$0.00	\$6,960.00	\$0.00	\$0.00	\$0.00	\$0.00	\$0.00	\$6,960.00	\$0.00	
334001 Capacitación a personal	\$6,960.00	\$0.00	\$0.00	\$0.00	\$0.00	\$0.00	\$0.00	\$6,960.00	\$0.00	\$0.00	\$0.00	\$0.00	\$0.00	\$6,960.00	\$0.00	
336000 Servicios de apoyo administrativo,	\$25,520.00	\$0.00	\$0.00	\$0.00	\$0.00	\$0.00	\$0.00	\$0.00	\$0.00	\$0.00	\$25,520.00	\$0.00	\$0.00	\$25,520.00	\$0.00	
336001 Servicio de fotocopiado	\$25,520.00	\$0.00	\$0.00	\$0.00	\$0.00	\$0.00	\$0.00	\$0.00	\$0.00	\$0.00	\$25,520.00	\$0.00	\$0.00	\$25,520.00	\$0.00	
340000 Servicios financieros, bancarios y	\$491,294.55	\$40,228.66	\$25,621.63	\$51,373.62	\$18,363.42	\$7,970.77	\$5,901.94	\$4,136.98	\$39,421.75	\$266,674.07	\$4,548.63	\$5,789.21	\$21,263.87	\$491,294.55	\$0.00	
341000 Servicios financieros y bancarios	\$130,637.69	\$40,228.66	\$12,730.63	\$8,174.82	\$0.00	\$7,970.77	\$5,901.94	\$4,136.98	\$32,582.32	\$3,947.86	\$4,548.63	\$5,789.21	\$4,625.87	\$130,637.69	\$0.00	
341001 Comisiones bancarias	\$130,637.69	\$40,228.66	\$12,730.63	\$8,174.82	\$0.00	\$7,970.77	\$5,901.94	\$4,136.98	\$32,582.32	\$3,947.86	\$4,548.63	\$5,789.21	\$4,625.87	\$130,637.69	\$0.00	
349000 Servicios financieros, bancarios y	\$360,656.86	\$0.00	\$12,891.00	\$43,198.80	\$18,363.42	\$0.00	\$0.00	\$0.00	\$6,839.43	\$262,726.21	\$0.00	\$0.00	\$16,638.00	\$360,656.86	\$0.00	
349002 Seguros para vehículos	\$360,656.86	\$0.00	\$12,891.00	\$43,198.80	\$18,363.42	\$0.00	\$0.00	\$0.00	\$6,839.43	\$262,726.21	\$0.00	\$0.00	\$16,638.00	\$360,656.86	\$0.00	
350000 Servicios de instalación, reparación,	\$2,943,162.64	\$140,085.36	\$163,361.69	\$327,326.98	\$216,992.82	\$256,993.13	\$154,039.23	\$205,781.25	\$352,322.20	\$285,996.64	\$150,310.79	\$197,917.40	\$492,035.15	\$2,943,162.64	\$0.00	
351000 Conservación y mantenimiento menor de	\$419,318.84	\$78,848.00	\$890.00	\$3,200.00	\$12,149.00	\$3,430.00	\$0.00	\$27,840.00	\$91,360.03	\$0.00	\$0.00	\$0.00	\$201,601.81	\$419,318.84	\$0.00	
351001 Reparación y mantenimiento de edificio de	\$419,318.84	\$78,848.00	\$890.00	\$3,200.00	\$12,149.00	\$3,430.00	\$0.00	\$27,840.00	\$91,360.03	\$0.00	\$0.00	\$0.00	\$201,601.81	\$419,318.84	\$0.00	
352000 Instalación, reparación y mantenimiento	\$10,150.00	\$0.00	\$0.00	\$0.00	\$0.00	\$0.00	\$0.00	\$0.00	\$0.00	\$0.00	\$0.00	\$650.00	\$9,500.00	\$10,150.00	\$0.00	
352001 Reparación y mantenimiento de equipo de	\$10,150.00	\$0.00	\$0.00	\$0.00	\$0.00	\$0.00	\$0.00	\$0.00	\$0.00	\$0.00	\$0.00	\$650.00	\$9,500.00	\$10,150.00	\$0.00	
353000 Instalación, reparación y mantenimiento	\$24,658.00	\$0.00	\$0.00	\$0.00	\$0.00	\$0.00	\$0.00	\$0.00	\$3,306.00	\$0.00	\$0.00	\$0.00	\$21,352.00	\$24,658.00	\$0.00	
353001 Reparación y mantenimiento de equipo de	\$24,658.00	\$0.00	\$0.00	\$0.00	\$0.00	\$0.00	\$0.00	\$0.00	\$3,306.00	\$0.00	\$0.00	\$0.00	\$21,352.00	\$24,658.00	\$0.00	
355000 Reparación y mantenimiento de equipo de	\$513,770.73	\$26,448.00	\$41,251.69	\$107,996.00	\$65,888.00	\$56,724.00	\$44,277.20	\$14,493.04	\$122,310.40	\$7,888.00	\$12,412.00	\$14,082.40	\$0.00	\$513,770.73	\$0.00	
355001 Reparación y mantenimiento de	\$513,770.73	\$26,448.00	\$41,251.69	\$107,996.00	\$65,888.00	\$56,724.00	\$44,277.20	\$14,493.04	\$122,310.40	\$7,888.00	\$12,412.00	\$14,082.40	\$0.00	\$513,770.73	\$0.00	
357000 Instalación, reparación y mantenimiento	\$843,765.95	\$25,868.00	\$121,220.00	\$10,440.00	\$26,680.00	\$43,138.08	\$109,762.03	\$53,592.00	\$30,972.00	\$157,185.51	\$33,872.00	\$126,672.00	\$104,364.33	\$843,765.95	\$0.00	
357001 Reparación y mantenimiento de	\$464,155.44	\$25,868.00	\$101,500.00	\$0.00	\$23,200.00	\$5,220.00	\$63,723.44	\$53,592.00	\$30,972.00	\$28,536.00	\$17,052.00	\$61,596.00	\$52,896.00	\$464,155.44	\$0.00	
357002 Reparación y mantenimiento de	\$379,610.51	\$0.00	\$19,720.00	\$10,440.00	\$3,480.00	\$37,918.08	\$46,038.59	\$0.00	\$0.00	\$128,649.51	\$16,820.00	\$65,076.00	\$51,468.33	\$379,610.51	\$0.00	
358000 Servicios de limpieza y manejo de	\$1,131,499.12	\$8,921.36	\$0.00	\$205,690.98	\$112,275.82	\$153,701.05	\$0.00	\$109,856.21	\$104,373.77	\$120,923.13	\$104,026.79	\$56,513.00	\$155,217.01	\$1,131,499.12	\$0.00	
358001 Servicios de limpieza y manejo de	\$1,131,499.12	\$8,921.36	\$0.00	\$205,690.98	\$112,275.82	\$153,701.05	\$0.00	\$109,856.21	\$104,373.77	\$120,923.13	\$104,026.79	\$56,513.00	\$155,217.01	\$1,131,499.12	\$0.00	
360000 Servicios de comunicación social y	\$104,452.84	\$0.00	\$0.00	\$0.00	\$7,216.00	\$0.00	\$0.00	\$14,121.84	\$14,500.00	\$9,860.00	\$0.00	\$12,436.00	\$46,319.00	\$104,452.84	\$0.00	
361000 Difusión por radio, televisión y otros	\$97,236.84	\$0.00	\$0.00	\$0.00	\$0.00	\$0.00	\$0.00	\$14,121.84	\$14,500.00	\$9,860.00	\$0.00	\$12,436.00	\$46,319.00	\$97,236.84	\$0.00	
361001 Prensa y publicidad	\$97,236.84	\$0.00	\$0.00	\$0.00	\$0.00	\$0.00	\$0.00	\$14,121.84	\$14,500.00	\$9,860.00	\$0.00	\$12,436.00	\$46,319.00	\$97,236.84	\$0.00	
362000 Difusión por radio, televisión y otros	\$7,216.00	\$0.00	\$0.00	\$0.00	\$7,216.00	\$0.00	\$0.00	\$0.00	\$0.00	\$0.00	\$0.00	\$0.00	\$0.00	\$7,216.00	\$0.00	
362001 Difusión por radio, televisión y otros	\$7,216.00	\$0.00	\$0.00	\$0.00	\$7,216.00	\$0.00	\$0.00	\$0.00	\$0.00	\$0.00	\$0.00	\$0.00	\$0.00	\$7,216.00	\$0.00	
370000 Servicios de traslado y viáticos	\$396,901.02	\$940.00	\$158,818.59	\$19,484.00	\$2,587.00	\$796.00	\$618.00	\$670.00	\$4,165.00	\$11,099.00	\$95,831.43	\$96,313.00	\$5,579.00	\$396,901.02	\$0.00	
375000 Viáticos en el país	\$396,701.02	\$940.00	\$158,818.59	\$19,484.00	\$2,587.00	\$796.00	\$618.00	\$670.00	\$4,165.00	\$10,899.00	\$95,831.43	\$96,313.00	\$5,579.00	\$396,701.02	\$0.00	
375001 Viáticos al personal de P.M.	\$396,701.02	\$940.00	\$158,818.59	\$19,484.00	\$2,587.00	\$796.00	\$618.00	\$670.00	\$4,165.00	\$10,899.00	\$95,831.43	\$96,313.00	\$5,579.00	\$396,701.02	\$0.00	
376000 Viáticos en el extranjero	\$200.00	\$0.00	\$0.00	\$0.00	\$0.00	\$0.00	\$0.00	\$0.00	\$0.00	\$200.00	\$0.00	\$0.00	\$0.00	\$200.00	\$0.00	
376001 Viáticos al extranjero	\$200.00	\$0.00	\$0.00	\$0.00	\$0.00	\$0.00	\$0.00	\$0.00	\$0.00	\$200.00	\$0.00	\$0.00	\$0.00	\$200.00	\$0.00	
380000 Servicios oficiales	\$12,884,007.24	\$170,984.00	\$245,399.16	\$98,696.00	\$1,114,997.33	\$2,635,418.44	\$1,144,291.80	\$1,946,956.00	\$513,259.20	\$1,335,926.39	\$416,135.28	\$1,307,024.33	\$1,597,419.31	\$12,526,507.24	\$357,500.00	
382000 Gastos de orden social y cultural	\$12,884,007.24	\$170,984.00	\$245,399.16	\$98,696.00	\$1,114,997.33	\$2,635,418.44	\$1,144,291.80	\$1,946,956.00	\$513,259.20	\$1,335,926.39	\$416,135.28	\$1,307,024.33	\$1,597,419.31	\$12,526,507.24	\$357,500.00	



2020 - 2024



2020 - 2024



2020 - 2024



Usu: supervisor
rptAnaliticoPres

Municipio de Zempoala Estado de Hidalgo

Análisis Mensual de Egresos Basados por Fuente de Financiamiento al 31/dic/2022

(Cuentas con Movimientos)

(Cifras en pesos y centavos)

Fecha y

02:21 p.m.

Objeto del Gasto	Presupuesto Vigente	Ene												Total	Diferencia (Vigente - Total)
		Feb	Mar	Abr	May	Jun	Jul	Ago	Sep	Oct	Nov	Dic			
382001 Festividades públicas	\$10,240,430.37	\$5,220.00	\$123,725.60	\$50,112.00	\$535,560.50	\$2,434,501.24	\$1,060,191.80	\$1,900,880.72	\$2,092.00	\$1,334,726.39	\$232,393.60	\$1,011,357.93	\$1,192,168.59	\$9,882,930.37	\$357,500.00
382002 Eventos de orden social	\$1,622,011.64	\$165,764.00	\$121,673.56	\$20,300.00	\$128,521.60	\$31,232.40	\$84,100.00	\$45,075.28	\$420,258.00	\$1,200.00	\$27,756.48	\$175,519.60	\$400,610.72	\$1,622,011.64	\$0.00
382003 Eventos de orden cultural	\$1,021,565.23	\$0.00	\$0.00	\$28,284.00	\$450,915.23	\$169,684.80	\$0.00	\$1,000.00	\$90,909.20	\$0.00	\$155,985.20	\$120,146.80	\$4,640.00	\$1,021,565.23	\$0.00
390000 Otros servicios generales	\$342,215.73	\$311.88	\$2,589.42	\$48,761.38	\$6,443.00	\$9,520.00	\$2,714.84	\$1,845.42	\$15,562.42	\$16,061.27	\$334.84	\$167.42	\$237,903.84	\$342,215.73	\$0.00
392000 Impuestos y derechos	\$342,215.73	\$311.88	\$2,589.42	\$48,761.38	\$6,443.00	\$9,520.00	\$2,714.84	\$1,845.42	\$15,562.42	\$16,061.27	\$334.84	\$167.42	\$237,903.84	\$342,215.73	\$0.00
392001 Placas tenencias y verificaciones	\$63,431.38	\$0.00	\$2,422.00	\$48,426.54	\$4,444.00	\$3,746.00	\$2,380.00	\$1,678.00	\$0.00	\$0.00	\$167.42	\$167.42	\$0.00	\$63,431.38	\$0.00
392002 Derechos, productos y aprovechamientos	\$278,784.35	\$311.88	\$167.42	\$334.84	\$1,999.00	\$5,774.00	\$334.84	\$167.42	\$15,562.42	\$16,061.27	\$167.42	\$0.00	\$237,903.84	\$278,784.35	\$0.00
400000 TRANSFERENCIAS	\$41,975,408.76	\$415,484.84	\$2,929,331.20	\$3,373,057.49	\$5,823,073.36	\$6,611,551.19	\$3,144,575.48	\$2,065,188.54	\$3,475,461.54	\$1,936,087.09	\$2,634,819.21	\$3,786,983.46	\$4,487,820.60	\$40,683,434.00	\$1,291,974.76
440000 Ayudas sociales	\$41,975,408.76	\$415,484.84	\$2,929,331.20	\$3,373,057.49	\$5,823,073.36	\$6,611,551.19	\$3,144,575.48	\$2,065,188.54	\$3,475,461.54	\$1,936,087.09	\$2,634,819.21	\$3,786,983.46	\$4,487,820.60	\$40,683,434.00	\$1,291,974.76
441000 Ayudas sociales a personas	\$37,105,133.61	\$296,565.50	\$2,817,074.88	\$3,269,624.69	\$5,662,101.04	\$6,417,921.79	\$3,125,303.48	\$1,993,172.82	\$3,334,909.54	\$1,777,099.90	\$2,008,516.44	\$2,896,790.85	\$2,897,617.92	\$36,496,698.85	\$608,434.76
441003 Ayudas a funerales	\$477,602.02	\$23,700.01	\$45,900.00	\$26,232.00	\$69,150.00	\$44,950.00	\$25,400.00	\$5,800.00	\$47,839.00	\$19,626.00	\$87,746.00	\$46,399.01	\$31,860.00	\$474,602.02	\$3,000.00
441004 Apoyos a Estudiantes	\$839,103.48	\$1,195.00	\$44,596.00	\$140,820.00	\$191,690.00	\$55,149.00	\$27,399.00	\$20,298.00	\$47,660.00	\$127,199.48	\$96,400.00	\$40,699.00	\$45,998.00	\$839,103.48	\$0.00
441006 Ayudas para actividades deportivas	\$522,222.00	\$0.00	\$24,533.34	\$85,981.66	\$115,739.00	\$0.00	\$5,940.00	\$33,510.00	\$18,300.00	\$3,000.00	\$86,000.00	\$25,950.00	\$123,268.00	\$522,222.00	\$0.00
441007 Apoyos a comunidades	\$30,343,532.15	\$222,891.77	\$2,282,158.36	\$2,564,629.93	\$4,905,455.78	\$5,542,957.69	\$2,819,229.52	\$1,781,327.58	\$2,541,730.55	\$1,336,192.95	\$1,448,095.73	\$2,201,630.72	\$2,091,796.81	\$29,738,097.39	\$605,434.76
441008 Apoyos a personas de escasos recursos	\$2,902,562.77	\$20,749.00	\$231,680.50	\$191,904.28	\$226,057.30	\$466,762.10	\$164,831.48	\$105,999.80	\$300,816.50	\$166,086.00	\$157,829.00	\$392,996.52	\$476,850.29	\$2,902,562.77	\$0.00
441009 Apoyo Para Gastos Medicos	\$2,020,111.19	\$28,029.72	\$188,206.68	\$260,056.82	\$154,008.96	\$308,103.00	\$82,503.48	\$46,237.44	\$378,563.49	\$124,995.47	\$132,445.71	\$189,115.60	\$127,844.82	\$2,020,111.19	\$0.00
443000 Ayudas sociales a instituciones de	\$4,216,191.63	\$0.00	\$0.00	\$59,182.00	\$93,725.00	\$152,735.00	\$17,548.00	\$57,585.32	\$86,800.60	\$143,877.19	\$565,015.80	\$873,822.48	\$1,482,360.24	\$3,532,651.63	\$683,540.00
443001 Apoyos a instituciones educativas	\$4,216,191.63	\$0.00	\$0.00	\$59,182.00	\$93,725.00	\$152,735.00	\$17,548.00	\$57,585.32	\$86,800.60	\$143,877.19	\$565,015.80	\$873,822.48	\$1,482,360.24	\$3,532,651.63	\$683,540.00
444000 Ayudas sociales a actividades científicas o	\$165,968.74	\$0.00	\$0.00	\$0.00	\$0.00	\$0.00	\$0.00	\$0.00	\$7,250.00	\$11,750.00	\$29,000.77	\$14,023.13	\$103,944.84	\$165,968.74	\$0.00
444001 Ayudas sociales a actividades científicas o	\$165,968.74	\$0.00	\$0.00	\$0.00	\$0.00	\$0.00	\$0.00	\$0.00	\$7,250.00	\$11,750.00	\$29,000.77	\$14,023.13	\$103,944.84	\$165,968.74	\$0.00
445000 Ayudas sociales a instituciones sin fines	\$488,114.78	\$118,919.34	\$112,256.32	\$44,250.80	\$67,247.32	\$40,894.40	\$1,724.00	\$14,430.40	\$46,501.40	\$3,360.00	\$32,286.20	\$2,347.00	\$3,897.60	\$488,114.78	\$0.00
445001 Apoyos a instituciones del Sector Salud	\$468,729.38	\$118,919.34	\$100,725.92	\$44,250.80	\$67,247.32	\$37,294.40	\$1,724.00	\$10,950.40	\$46,501.40	\$3,360.00	\$31,511.20	\$2,347.00	\$3,897.60	\$468,729.38	\$0.00
445002 Ayudas sociales a instituciones sin fines	\$19,385.40	\$0.00	\$11,530.40	\$0.00	\$0.00	\$3,600.00	\$0.00	\$3,480.00	\$0.00	\$0.00	\$775.00	\$0.00	\$0.00	\$19,385.40	\$0.00
500000 BIENES MUEBLES, INMUEBLES E	\$2,523,487.08	\$37,236.00	\$0.00	\$45,222.06	\$506,380.00	\$0.00	\$0.00	\$71,305.20	\$1,193,720.04	\$24,267.20	\$223,587.68	\$0.00	\$21,768.90	\$2,123,487.08	\$400,000.00
510000 Mobiliario y equipo de administración	\$427,978.52	\$22,620.00	\$0.00	\$0.00	\$0.00	\$0.00	\$0.00	\$0.00	\$296,494.84	\$0.00	\$108,863.68	\$0.00	\$0.00	\$427,978.52	\$0.00
511000 Muebles de oficina y estantería	\$217,207.68	\$0.00	\$0.00	\$0.00	\$0.00	\$0.00	\$0.00	\$0.00	\$112,404.00	\$0.00	\$104,803.68	\$0.00	\$0.00	\$217,207.68	\$0.00
511001 Mobiliario de oficina	\$217,207.68	\$0.00	\$0.00	\$0.00	\$0.00	\$0.00	\$0.00	\$0.00	\$112,404.00	\$0.00	\$104,803.68	\$0.00	\$0.00	\$217,207.68	\$0.00
515000 Equipo de cómputo y de tecnología de la	\$210,770.84	\$22,620.00	\$0.00	\$0.00	\$0.00	\$0.00	\$0.00	\$0.00	\$184,090.84	\$0.00	\$4,060.00	\$0.00	\$0.00	\$210,770.84	\$0.00
515001 Equipo de cómputo	\$210,770.84	\$22,620.00	\$0.00	\$0.00	\$0.00	\$0.00	\$0.00	\$0.00	\$184,090.84	\$0.00	\$4,060.00	\$0.00	\$0.00	\$210,770.84	\$0.00
520000 Mobiliario y equipo educacional y	\$457,418.50	\$0.00	\$0.00	\$0.00	\$0.00	\$0.00	\$0.00	\$71,305.20	\$346,805.20	\$17,539.20	\$0.00	\$0.00	\$21,768.90	\$457,418.50	\$0.00
521000 Equipos y aparatos audiovisuales	\$113,065.20	\$0.00	\$0.00	\$0.00	\$0.00	\$0.00	\$0.00	\$71,305.20	\$41,760.00	\$0.00	\$0.00	\$0.00	\$0.00	\$113,065.20	\$0.00
521002 Pantallas LED	\$113,065.20	\$0.00	\$0.00	\$0.00	\$0.00	\$0.00	\$0.00	\$71,305.20	\$41,760.00	\$0.00	\$0.00	\$0.00	\$0.00	\$113,065.20	\$0.00
523000 Cámaras fotográficas y de video	\$17,539.20	\$0.00	\$0.00	\$0.00	\$0.00	\$0.00	\$0.00	\$0.00	\$0.00	\$17,539.20	\$0.00	\$0.00	\$0.00	\$17,539.20	\$0.00
523001 Camaras fotograficas y de video	\$17,539.20	\$0.00	\$0.00	\$0.00	\$0.00	\$0.00	\$0.00	\$0.00	\$0.00	\$17,539.20	\$0.00	\$0.00	\$0.00	\$17,539.20	\$0.00
529000 Otro mobiliario y equipo educacional y	\$326,814.10	\$0.00	\$0.00	\$0.00	\$0.00	\$0.00	\$0.00	\$0.00	\$305,045.20	\$0.00	\$0.00	\$0.00	\$21,768.90	\$326,814.10	\$0.00
529001 Otro mobiliario y equipo educacional y	\$326,814.10	\$0.00	\$0.00	\$0.00	\$0.00	\$0.00	\$0.00	\$0.00	\$305,045.20	\$0.00	\$0.00	\$0.00	\$21,768.90	\$326,814.10	\$0.00
540000 Vehículos y equipo de transporte	\$924,320.00	\$0.00	\$0.00	\$0.00	\$0.00	\$0.00	\$0.00	\$0.00	\$524,320.00	\$0.00	\$0.00	\$0.00	\$0.00	\$524,320.00	\$400,000.00
541000 Vehículos y equipo terrestre	\$924,320.00	\$0.00	\$0.00	\$0.00	\$0.00	\$0.00	\$0.00	\$0.00	\$524,320.00	\$0.00	\$0.00	\$0.00	\$0.00	\$524,320.00	\$400,000.00
541001 Vehículos y equipo terrestre	\$924,320.00	\$0.00	\$0.00	\$0.00	\$0.00	\$0.00	\$0.00	\$0.00	\$524,320.00	\$0.00	\$0.00	\$0.00	\$0.00	\$524,320.00	\$400,000.00
560000 Maquinaria, otros equipos y	\$213,770.06	\$14,616.00	\$0.00	\$45,222.06	\$5,380.00	\$0.00	\$0.00	\$0.00	\$26,100.00	\$6,728.00	\$114,724.00	\$0.00	\$0.00	\$213,770.06	\$0.00



2020 - 2024



2020 - 2024



2020 - 2024

(Cuentas con Movimientos)
(Cifras en pesos y centavos)

Objeto del Gasto		Presupuesto Vigente	Ene	Feb	Mar	Abr	May	Jun	Jul	Ago	Sep	Oct	Nov	Dic	Total	Diferencia (Vigente - Total)
566000	Equipos de generación eléctrica, aparatos	\$26,100.00	\$0.00	\$0.00	\$0.00	\$0.00	\$0.00	\$0.00	\$0.00	\$26,100.00	\$0.00	\$0.00	\$0.00	\$0.00	\$26,100.00	\$0.00
566001	Adquisición de regulador de corriente (no	\$26,100.00	\$0.00	\$0.00	\$0.00	\$0.00	\$0.00	\$0.00	\$0.00	\$26,100.00	\$0.00	\$0.00	\$0.00	\$0.00	\$26,100.00	\$0.00
567000	Herramientas y máquinas-herramienta	\$135,720.00	\$14,616.00	\$0.00	\$0.00	\$6,380.00	\$0.00	\$0.00	\$0.00	\$0.00	\$0.00	\$114,724.00	\$0.00	\$0.00	\$135,720.00	\$0.00
567001	Herramientas mayores	\$135,720.00	\$14,616.00	\$0.00	\$0.00	\$6,380.00	\$0.00	\$0.00	\$0.00	\$0.00	\$0.00	\$114,724.00	\$0.00	\$0.00	\$135,720.00	\$0.00
569000	Otros equipos	\$51,950.06	\$0.00	\$0.00	\$45,222.06	\$0.00	\$0.00	\$0.00	\$0.00	\$0.00	\$6,728.00	\$0.00	\$0.00	\$0.00	\$51,950.06	\$0.00
569003	Equipo de bombeo de agua potable	\$51,950.06	\$0.00	\$0.00	\$45,222.06	\$0.00	\$0.00	\$0.00	\$0.00	\$0.00	\$6,728.00	\$0.00	\$0.00	\$0.00	\$51,950.06	\$0.00
580000	Bienes inmuebles	\$500,000.00	\$0.00	\$0.00	\$0.00	\$500,000.00	\$0.00	\$0.00	\$0.00	\$0.00	\$0.00	\$0.00	\$0.00	\$0.00	\$500,000.00	\$0.00
581000	Terrenos	\$500,000.00	\$0.00	\$0.00	\$0.00	\$500,000.00	\$0.00	\$0.00	\$0.00	\$0.00	\$0.00	\$0.00	\$0.00	\$0.00	\$500,000.00	\$0.00
581001	Terrenos	\$500,000.00	\$0.00	\$0.00	\$0.00	\$500,000.00	\$0.00	\$0.00	\$0.00	\$0.00	\$0.00	\$0.00	\$0.00	\$0.00	\$500,000.00	\$0.00
600000	INVERSION PUBLICA	\$6,478,889.65	\$0.00	\$0.00	\$1,711,782.76	\$935,359.25	\$0.00	\$2,052,263.08	\$1,779,484.56	\$194,351.81	\$0.00	\$0.00	\$0.00	\$-194,351.81	\$6,478,889.65	\$0.00
610000	Obra pública en bienes de dominio	\$6,478,889.65	\$0.00	\$0.00	\$1,711,782.76	\$935,359.25	\$0.00	\$2,052,263.08	\$1,779,484.56	\$0.00	\$0.00	\$0.00	\$0.00	\$0.00	\$6,478,889.65	\$0.00
613000	Construcción de obras para el	\$2,336,458.72	\$0.00	\$0.00	\$0.00	\$935,359.25	\$0.00	\$801,939.68	\$599,159.79	\$0.00	\$0.00	\$0.00	\$0.00	\$0.00	\$2,336,458.72	\$0.00
613111	PMZREPO-083/2022-004 Construcción	\$855,942.56	\$0.00	\$0.00	\$0.00	\$256,782.77	\$0.00	\$0.00	\$599,159.79	\$0.00	\$0.00	\$0.00	\$0.00	\$0.00	\$855,942.56	\$0.00
613112	PMZ-REPO-083/2022-003 Construcción	\$1,480,516.16	\$0.00	\$0.00	\$0.00	\$678,576.48	\$0.00	\$801,939.68	\$0.00	\$0.00	\$0.00	\$0.00	\$0.00	\$0.00	\$1,480,516.16	\$0.00
614000	División de terrenos y construcción de	\$4,142,430.93	\$0.00	\$0.00	\$1,711,782.76	\$0.00	\$0.00	\$1,250,323.40	\$1,180,324.77	\$0.00	\$0.00	\$0.00	\$0.00	\$0.00	\$4,142,430.93	\$0.00
614194	PMZ-REPO-083/2022-002 Pavimentación	\$629,210.85	\$0.00	\$0.00	\$629,210.85	\$0.00	\$0.00	\$0.00	\$0.00	\$0.00	\$0.00	\$0.00	\$0.00	\$0.00	\$629,210.85	\$0.00
614195	PMZ-REPO-083/2022-001 Pavimentación	\$1,082,571.91	\$0.00	\$0.00	\$1,082,571.91	\$0.00	\$0.00	\$0.00	\$0.00	\$0.00	\$0.00	\$0.00	\$0.00	\$0.00	\$1,082,571.91	\$0.00
614196	PMZ-083/2022-005 Pavimentación	\$1,250,323.40	\$0.00	\$0.00	\$0.00	\$0.00	\$0.00	\$1,250,323.40	\$0.00	\$0.00	\$0.00	\$0.00	\$0.00	\$0.00	\$1,250,323.40	\$0.00
614198	PMZ-REPO-083/2022-006 Pavimentación	\$1,180,324.77	\$0.00	\$0.00	\$0.00	\$0.00	\$0.00	\$0.00	\$1,180,324.77	\$0.00	\$0.00	\$0.00	\$0.00	\$0.00	\$1,180,324.77	\$0.00
620000	Obra pública en bienes propios	\$0.00	\$0.00	\$0.00	\$0.00	\$0.00	\$0.00	\$0.00	\$0.00	\$194,351.81	\$0.00	\$0.00	\$0.00	\$-194,351.81	\$0.00	\$0.00
629000	Trabajos de acabados en edificaciones y	\$0.00	\$0.00	\$0.00	\$0.00	\$0.00	\$0.00	\$0.00	\$0.00	\$194,351.81	\$0.00	\$0.00	\$0.00	\$-194,351.81	\$0.00	\$0.00
629001	Trabajos de rehabilitación de	\$0.00	\$0.00	\$0.00	\$0.00	\$0.00	\$0.00	\$0.00	\$0.00	\$194,351.81	\$0.00	\$0.00	\$0.00	\$-194,351.81	\$0.00	\$0.00
800000	PARTICIPACIONES Y	\$2,126,488.55	\$0.00	\$0.00	\$0.00	\$2,126,488.55	\$0.00	\$0.00	\$0.00	\$0.00	\$0.00	\$0.00	\$0.00	\$0.00	\$2,126,488.55	\$0.00
850000	Convenios	\$2,126,488.55	\$0.00	\$0.00	\$0.00	\$2,126,488.55	\$0.00	\$0.00	\$0.00	\$0.00	\$0.00	\$0.00	\$0.00	\$0.00	\$2,126,488.55	\$0.00
851000	Convenios de reasignación	\$2,126,488.55	\$0.00	\$0.00	\$0.00	\$2,126,488.55	\$0.00	\$0.00	\$0.00	\$0.00	\$0.00	\$0.00	\$0.00	\$0.00	\$2,126,488.55	\$0.00
851012	Cooperación Mejoramiento de línea de	\$2,126,488.55	\$0.00	\$0.00	\$0.00	\$2,126,488.55	\$0.00	\$0.00	\$0.00	\$0.00	\$0.00	\$0.00	\$0.00	\$0.00	\$2,126,488.55	\$0.00
Recursos propios		\$79,909,451.50	\$1,348,215.18	\$4,244,261.89	\$6,765,271.36	\$11,879,719.23	\$11,320,450.78	\$6,744,839.43	\$6,755,579.26	\$6,178,423.24	\$4,478,843.31	\$4,554,991.40	\$5,903,289.97	\$7,686,091.69	\$77,859,976.74	\$2,049,474.76

10003 Fondo para la Estabilización de los Ingresos de las Entidades Federativas

400000	TRANSFERENCIAS,	\$132,086.70	\$0.00	\$0.00	\$0.00	\$0.00	\$0.00	\$0.00	\$0.00	\$0.00	\$0.00	\$0.00	\$0.00	\$4,176.00	\$4,176.00	\$127,910.70
440000	Ayudas sociales	\$132,086.70	\$0.00	\$0.00	\$0.00	\$0.00	\$0.00	\$0.00	\$0.00	\$0.00	\$0.00	\$0.00	\$0.00	\$4,176.00	\$4,176.00	\$127,910.70
443000	Ayudas sociales a instituciones de	\$132,086.70	\$0.00	\$0.00	\$0.00	\$0.00	\$0.00	\$0.00	\$0.00	\$0.00	\$0.00	\$0.00	\$0.00	\$4,176.00	\$4,176.00	\$127,910.70
443001	Apoyos a instituciones educativas	\$132,086.70	\$0.00	\$0.00	\$0.00	\$0.00	\$0.00	\$0.00	\$0.00	\$0.00	\$0.00	\$0.00	\$0.00	\$4,176.00	\$4,176.00	\$127,910.70
Fondo para la Estabilización de los		\$132,086.70	\$0.00	\$0.00	\$0.00	\$0.00	\$0.00	\$0.00	\$0.00	\$0.00	\$0.00	\$0.00	\$0.00	\$4,176.00	\$4,176.00	\$127,910.70

10004 Fondo de fiscalización y recaudación


200000	MATERIALES Y SUMINISTROS	\$1,244,459.55	\$0.00	\$141,475.92	\$34,800.00	\$92,800.00	\$213,842.52	\$0.00	\$188,044.12	\$199,485.20	\$91,542.56	\$0.00	\$62,945.08	\$135,540.15	\$1,160,475.55	\$87,638.00
210000	Materiales de administración, emisión de	\$1,244,459.55	\$0.00	\$141,475.92	\$34,800.00	\$92,800.00	\$213,842.52	\$0.00	\$188,044.12	\$199,485.20	\$91,542.56	\$0.00	\$62,945.08	\$135,540.15	\$1,160,475.55	\$87,638.00



2020 - 2024



2020 - 2024



2020 - 2024

Objeto del Gasto		Presupuesto Vigente	Ene	Feb	Mar	Abr	May	Jun	Jul	Ago	Sep	Oct	Nov	Dic	Total	Diferencia (Vigente - Total)
211000	Materiales, útiles y equipos menores de	\$342,561.87	\$0.00	\$0.00	\$34,800.00	\$0.00	\$99,284.40	\$0.00	\$71,920.00	\$0.00	\$34,127.20	\$0.00	\$16,545.08	\$85,885.19	\$342,561.87	\$0.00
211001	Papelera y artículos de escritorio	\$326,901.87	\$0.00	\$0.00	\$34,800.00	\$0.00	\$99,284.40	\$0.00	\$71,920.00	\$0.00	\$18,467.20	\$0.00	\$16,545.08	\$85,885.19	\$326,901.87	\$0.00
211007	Muebles menores de oficina	\$15,660.00	\$0.00	\$0.00	\$0.00	\$0.00	\$0.00	\$0.00	\$0.00	\$0.00	\$15,660.00	\$0.00	\$0.00	\$0.00	\$15,660.00	\$0.00
212000	Materiales y útiles de impresión y	\$233,352.56	\$0.00	\$0.00	\$0.00	\$0.00	\$68,158.12	\$0.00	\$58,124.12	\$0.00	\$57,415.36	\$0.00	\$0.00	\$49,654.96	\$233,352.56	\$0.00
212001	Consumibles para equipo de cómputo y	\$233,352.56	\$0.00	\$0.00	\$0.00	\$0.00	\$68,158.12	\$0.00	\$58,124.12	\$0.00	\$57,415.36	\$0.00	\$0.00	\$49,654.96	\$233,352.56	\$0.00
214000	Materiales, útiles y equipos menores de	\$7,321.92	\$0.00	\$7,321.92	\$0.00	\$0.00	\$0.00	\$0.00	\$0.00	\$0.00	\$0.00	\$0.00	\$0.00	\$0.00	\$7,321.92	\$0.00
214001	Medios ópticos, magnéticos y de estado	\$7,321.92	\$0.00	\$7,321.92	\$0.00	\$0.00	\$0.00	\$0.00	\$0.00	\$0.00	\$0.00	\$0.00	\$0.00	\$0.00	\$7,321.92	\$0.00
215000	Material impreso e información digital	\$661,223.20	\$0.00	\$130,500.00	\$0.00	\$92,800.00	\$46,400.00	\$0.00	\$58,000.00	\$199,485.20	\$0.00	\$0.00	\$46,400.00	\$0.00	\$573,585.20	\$87,638.00
215001	Material Impreso o informacion digital	\$661,223.20	\$0.00	\$130,500.00	\$0.00	\$92,800.00	\$46,400.00	\$0.00	\$58,000.00	\$199,485.20	\$0.00	\$0.00	\$46,400.00	\$0.00	\$573,585.20	\$87,638.00
240000	Materiales y artículos de construcción y	\$3,654.00	\$0.00	\$3,654.00	\$0.00	\$0.00	\$0.00	\$0.00	\$0.00	\$0.00	\$0.00	\$0.00	\$0.00	\$0.00	\$3,654.00	\$0.00
246000	Material eléctrico y electrónico	\$3,654.00	\$0.00	\$3,654.00	\$0.00	\$0.00	\$0.00	\$0.00	\$0.00	\$0.00	\$0.00	\$0.00	\$0.00	\$0.00	\$3,654.00	\$0.00
246001	Material eléctrico para alumbrado y	\$3,654.00	\$0.00	\$3,654.00	\$0.00	\$0.00	\$0.00	\$0.00	\$0.00	\$0.00	\$0.00	\$0.00	\$0.00	\$0.00	\$3,654.00	\$0.00
300000	SERVICIOS GENERALES	\$444,026.18	\$35,596.72	\$39,329.11	\$0.00	\$4,799.21	\$48,660.63	\$88,391.32	\$40,414.64	\$45,561.65	\$0.00	\$0.00	\$79,190.55	\$62,082.35	\$444,026.18	\$0.00
320000	Servicios de arrendamiento	\$444,026.18	\$35,596.72	\$39,329.11	\$0.00	\$4,799.21	\$48,660.63	\$88,391.32	\$40,414.64	\$45,561.65	\$0.00	\$0.00	\$79,190.55	\$62,082.35	\$444,026.18	\$0.00
323000	Arrendamiento de mobiliario y equipo de	\$444,026.18	\$35,596.72	\$39,329.11	\$0.00	\$4,799.21	\$48,660.63	\$88,391.32	\$40,414.64	\$45,561.65	\$0.00	\$0.00	\$79,190.55	\$62,082.35	\$444,026.18	\$0.00
323001	Arrendamiento de equipo de fotocopiado	\$444,026.18	\$35,596.72	\$39,329.11	\$0.00	\$4,799.21	\$48,660.63	\$88,391.32	\$40,414.64	\$45,561.65	\$0.00	\$0.00	\$79,190.55	\$62,082.35	\$444,026.18	\$0.00
500000	BIENES MUEBLES, INMUEBLES E	\$84,100.00	\$0.00	\$0.00	\$0.00	\$0.00	\$0.00	\$62,640.00	\$0.00	\$0.00	\$21,460.00	\$0.00	\$0.00	\$0.00	\$84,100.00	\$0.00
510000	Mobiliario y equipo de administración	\$84,100.00	\$0.00	\$0.00	\$0.00	\$0.00	\$0.00	\$62,640.00	\$0.00	\$0.00	\$21,460.00	\$0.00	\$0.00	\$0.00	\$84,100.00	\$0.00
515000	Equipo de cómputo y de tecnología de la	\$84,100.00	\$0.00	\$0.00	\$0.00	\$0.00	\$0.00	\$62,640.00	\$0.00	\$0.00	\$21,460.00	\$0.00	\$0.00	\$0.00	\$84,100.00	\$0.00
515001	Equipo de cómputo	\$84,100.00	\$0.00	\$0.00	\$0.00	\$0.00	\$0.00	\$62,640.00	\$0.00	\$0.00	\$21,460.00	\$0.00	\$0.00	\$0.00	\$84,100.00	\$0.00
Fondo de fiscalización y recaudación		\$1,776,239.73	\$35,596.72	\$180,805.03	\$34,800.00	\$97,599.21	\$262,503.15	\$151,031.32	\$228,458.76	\$245,046.85	\$113,002.56	\$0.00	\$142,135.63	\$197,622.50	\$1,688,601.73	\$87,638.00

10005 Fondo General de Participaciones

100000	SERVICIOS PERSONALES	\$34,291,683.00	\$2,412,853.00	\$2,534,480.00	\$2,463,343.00	\$2,879,522.00	\$2,488,267.00	\$2,530,540.00	\$2,535,710.00	\$2,451,713.00	\$2,504,388.00	\$2,441,946.00	\$2,399,173.00	\$6,649,748.00	\$34,291,683.00	\$0.00
110000	Remuneraciones al personal de carácter	\$27,098,242.00	\$2,251,111.00	\$2,271,328.00	\$2,292,417.00	\$2,322,728.00	\$2,316,478.00	\$2,270,383.00	\$2,233,326.00	\$2,234,093.00	\$2,227,124.00	\$2,212,152.00	\$2,231,969.00	\$2,235,133.00	\$27,098,242.00	\$0.00
113000	Sueldos base al personal permanente	\$27,098,242.00	\$2,251,111.00	\$2,271,328.00	\$2,292,417.00	\$2,322,728.00	\$2,316,478.00	\$2,270,383.00	\$2,233,326.00	\$2,234,093.00	\$2,227,124.00	\$2,212,152.00	\$2,231,969.00	\$2,235,133.00	\$27,098,242.00	\$0.00
113001	Sueldos para el personal de P.M.	\$27,098,242.00	\$2,251,111.00	\$2,271,328.00	\$2,292,417.00	\$2,322,728.00	\$2,316,478.00	\$2,270,383.00	\$2,233,326.00	\$2,234,093.00	\$2,227,124.00	\$2,212,152.00	\$2,231,969.00	\$2,235,133.00	\$27,098,242.00	\$0.00
130000	Remuneraciones adicionales y	\$4,793,016.00	\$0.00	\$0.00	\$7,774.00	\$392,338.00	\$7,333.00	\$15,371.00	\$41,077.00	\$46,334.00	\$2,478.00	\$29,360.00	\$1,770.00	\$4,249,181.00	\$4,793,016.00	\$0.00
132000	Primas de vacaciones, dominical y	\$4,793,016.00	\$0.00	\$0.00	\$7,774.00	\$392,338.00	\$7,333.00	\$15,371.00	\$41,077.00	\$46,334.00	\$2,478.00	\$29,360.00	\$1,770.00	\$4,249,181.00	\$4,793,016.00	\$0.00
132002	Aguinaldos para el personal de P.M.	\$4,395,141.00	\$0.00	\$0.00	\$5,124.00	\$2,124.00	\$7,333.00	\$14,521.00	\$39,961.00	\$44,916.00	\$2,478.00	\$27,733.00	\$1,770.00	\$4,249,181.00	\$4,395,141.00	\$0.00
132005	Prima vacacional	\$397,875.00	\$0.00	\$0.00	\$2,650.00	\$390,214.00	\$0.00	\$850.00	\$1,116.00	\$1,418.00	\$0.00	\$1,627.00	\$0.00	\$0.00	\$397,875.00	\$0.00
150000	Otras prestaciones sociales y	\$2,400,425.00	\$161,742.00	\$263,152.00	\$163,152.00	\$164,456.00	\$164,456.00	\$244,786.00	\$261,307.00	\$171,286.00	\$274,786.00	\$200,434.00	\$165,434.00	\$165,434.00	\$2,400,425.00	\$0.00
152000	Indemnizaciones	\$66,521.00	\$0.00	\$0.00	\$0.00	\$0.00	\$0.00	\$0.00	\$66,521.00	\$0.00	\$0.00	\$0.00	\$0.00	\$0.00	\$66,521.00	\$0.00
152001	Indemnizaciones	\$66,521.00	\$0.00	\$0.00	\$0.00	\$0.00	\$0.00	\$0.00	\$66,521.00	\$0.00	\$0.00	\$0.00	\$0.00	\$0.00	\$66,521.00	\$0.00
154000	Prestaciones contractuales	\$1,972,404.00	\$161,742.00	\$163,152.00	\$163,152.00	\$164,456.00	\$164,456.00	\$164,786.00	\$164,786.00	\$164,786.00	\$164,786.00	\$165,434.00	\$165,434.00	\$165,434.00	\$1,972,404.00	\$0.00
154001	Quinquenio para personal de base	\$770,460.00	\$55,742.00	\$57,152.00	\$57,152.00	\$58,456.00	\$58,456.00	\$58,786.00	\$58,786.00	\$58,786.00	\$58,786.00	\$59,434.00	\$59,434.00	\$59,434.00	\$770,460.00	\$70,056.00
154002	Despensa para personal de base	\$1,201,944.00	\$106,000.00	\$106,000.00	\$106,000.00	\$106,000.00	\$106,000.00	\$106,000.00	\$106,000.00	\$106,000.00	\$106,000.00	\$106,000.00	\$106,000.00	\$106,000.00	\$1,272,000.00	-\$70,056.00
159000	Otras prestaciones sociales y económicas	\$361,500.00	\$0.00	\$100,000.00	\$0.00	\$0.00	\$0.00	\$80,000.00	\$30,000.00	\$6,500.00	\$110,000.00	\$35,000.00	\$0.00	\$0.00	\$361,500.00	\$0.00
159001	Liquidaciones	\$361,500.00	\$0.00	\$100,000.00	\$0.00	\$0.00	\$0.00	\$80,000.00	\$30,000.00	\$6,500.00	\$110,000.00	\$35,000.00	\$0.00	\$0.00	\$361,500.00	\$0.00



2020 - 2024



2020 - 2024




2020 - 2024

Objeto del Gasto	Presupuesto Vigente	Ene	Feb	Mar	Abr	May	Jun	Jul	Ago	Sep	Oct	Nov	Dic	Total	Diferencia (Vigente - Total)
200000 MATERIALES Y SUMINISTROS	\$1,348,393.48	\$0.00	\$0.00	\$0.00	\$0.00	\$386,934.27	\$199,958.79	\$0.00	\$182,256.63	\$141,937.60	\$113,930.74	\$197,118.50	\$126,256.95	\$1,348,393.48	\$0.00
210000 Materiales de administración, emisión de	\$101,337.60	\$0.00	\$0.00	\$0.00	\$0.00	\$0.00	\$0.00	\$0.00	\$0.00	\$101,337.60	\$0.00	\$0.00	\$0.00	\$101,337.60	\$0.00
211000 Materiales, útiles y equipos menores de	\$65,507.52	\$0.00	\$0.00	\$0.00	\$0.00	\$0.00	\$0.00	\$0.00	\$0.00	\$65,507.52	\$0.00	\$0.00	\$0.00	\$65,507.52	\$0.00
211001 Papelería y artículos de escritorio	\$65,507.52	\$0.00	\$0.00	\$0.00	\$0.00	\$0.00	\$0.00	\$0.00	\$0.00	\$65,507.52	\$0.00	\$0.00	\$0.00	\$65,507.52	\$0.00
212000 Materiales y útiles de impresión y	\$35,830.08	\$0.00	\$0.00	\$0.00	\$0.00	\$0.00	\$0.00	\$0.00	\$0.00	\$35,830.08	\$0.00	\$0.00	\$0.00	\$35,830.08	\$0.00
212001 Consumibles para equipo de cómputo y	\$35,830.08	\$0.00	\$0.00	\$0.00	\$0.00	\$0.00	\$0.00	\$0.00	\$0.00	\$35,830.08	\$0.00	\$0.00	\$0.00	\$35,830.08	\$0.00
250000 Productos químicos, farmacéuticos y de	\$98,136.00	\$0.00	\$0.00	\$0.00	\$0.00	\$0.00	\$57,536.00	\$0.00	\$0.00	\$40,600.00	\$0.00	\$0.00	\$0.00	\$98,136.00	\$0.00
259000 Otros productos químicos	\$98,136.00	\$0.00	\$0.00	\$0.00	\$0.00	\$0.00	\$57,536.00	\$0.00	\$0.00	\$40,600.00	\$0.00	\$0.00	\$0.00	\$98,136.00	\$0.00
259001 Materiales para cloración de agua potable	\$98,136.00	\$0.00	\$0.00	\$0.00	\$0.00	\$0.00	\$57,536.00	\$0.00	\$0.00	\$40,600.00	\$0.00	\$0.00	\$0.00	\$98,136.00	\$0.00
260000 Combustibles, lubricantes y aditivos	\$1,148,919.88	\$0.00	\$0.00	\$0.00	\$0.00	\$386,934.27	\$142,422.79	\$0.00	\$182,256.63	\$0.00	\$113,930.74	\$197,118.50	\$126,256.95	\$1,148,919.88	\$0.00
261000 Combustibles, lubricantes y aditivos	\$1,148,919.88	\$0.00	\$0.00	\$0.00	\$0.00	\$386,934.27	\$142,422.79	\$0.00	\$182,256.63	\$0.00	\$113,930.74	\$197,118.50	\$126,256.95	\$1,148,919.88	\$0.00
261001 Combustibles y lubricantes para vehículos	\$1,148,919.88	\$0.00	\$0.00	\$0.00	\$0.00	\$386,934.27	\$142,422.79	\$0.00	\$182,256.63	\$0.00	\$113,930.74	\$197,118.50	\$126,256.95	\$1,148,919.88	\$0.00
300000 SERVICIOS GENERALES	\$2,566,997.75	\$0.00	\$67,533.06	\$68,139.60	\$68,852.01	\$73,691.31	\$176,496.94	\$153,712.59	\$375,947.71	\$985,172.08	\$66,814.08	\$120,628.15	\$157,479.66	\$2,314,467.19	\$252,530.56
320000 Servicios de arrendamiento	\$48,663.08	\$0.00	\$0.00	\$0.00	\$0.00	\$0.00	\$0.00	\$0.00	\$0.00	\$48,663.08	\$0.00	\$0.00	\$0.00	\$48,663.08	\$0.00
323000 Arrendamiento de mobiliario y equipo de	\$48,663.08	\$0.00	\$0.00	\$0.00	\$0.00	\$0.00	\$0.00	\$0.00	\$0.00	\$48,663.08	\$0.00	\$0.00	\$0.00	\$48,663.08	\$0.00
323001 Arrendamiento de equipo de fotocopiado	\$48,663.08	\$0.00	\$0.00	\$0.00	\$0.00	\$0.00	\$0.00	\$0.00	\$0.00	\$48,663.08	\$0.00	\$0.00	\$0.00	\$48,663.08	\$0.00
330000 Servicios profesionales, científicos,	\$58,000.00	\$0.00	\$0.00	\$0.00	\$0.00	\$0.00	\$0.00	\$0.00	\$0.00	\$0.00	\$0.00	\$0.00	\$0.00	\$0.00	\$58,000.00
333000 Servicios de consultoría administrativa,	\$58,000.00	\$0.00	\$0.00	\$0.00	\$0.00	\$0.00	\$0.00	\$0.00	\$0.00	\$0.00	\$0.00	\$0.00	\$0.00	\$0.00	\$58,000.00
333001 Asesoría y soporte de tecnologías de la	\$58,000.00	\$0.00	\$0.00	\$0.00	\$0.00	\$0.00	\$0.00	\$0.00	\$0.00	\$0.00	\$0.00	\$0.00	\$0.00	\$0.00	\$58,000.00
340000 Servicios financieros, bancarios y	\$116,707.33	\$0.00	\$0.00	\$0.00	\$0.00	\$0.00	\$0.00	\$0.00	\$116,707.33	\$0.00	\$0.00	\$0.00	\$0.00	\$116,707.33	\$0.00
349000 Servicios financieros, bancarios y	\$116,707.33	\$0.00	\$0.00	\$0.00	\$0.00	\$0.00	\$0.00	\$0.00	\$116,707.33	\$0.00	\$0.00	\$0.00	\$0.00	\$116,707.33	\$0.00
349001 Seguros de vida	\$116,707.33	\$0.00	\$0.00	\$0.00	\$0.00	\$0.00	\$0.00	\$0.00	\$116,707.33	\$0.00	\$0.00	\$0.00	\$0.00	\$116,707.33	\$0.00
350000 Servicios de instalación, reparación,	\$249,961.67	\$0.00	\$0.00	\$0.00	\$0.00	\$0.00	\$106,910.14	\$0.00	\$0.00	\$0.00	\$0.00	\$53,637.84	\$89,413.69	\$249,961.67	\$0.00
357000 Instalación, reparación y mantenimiento	\$89,413.69	\$0.00	\$0.00	\$0.00	\$0.00	\$0.00	\$0.00	\$0.00	\$0.00	\$0.00	\$0.00	\$0.00	\$89,413.69	\$89,413.69	\$0.00
357002 Reparación y mantenimiento de	\$89,413.69	\$0.00	\$0.00	\$0.00	\$0.00	\$0.00	\$0.00	\$0.00	\$0.00	\$0.00	\$0.00	\$0.00	\$89,413.69	\$89,413.69	\$0.00
358000 Servicios de limpieza y manejo de	\$160,547.98	\$0.00	\$0.00	\$0.00	\$0.00	\$0.00	\$106,910.14	\$0.00	\$0.00	\$0.00	\$0.00	\$53,637.84	\$0.00	\$160,547.98	\$0.00
358001 Servicios de limpieza y manejo de	\$160,547.98	\$0.00	\$0.00	\$0.00	\$0.00	\$0.00	\$106,910.14	\$0.00	\$0.00	\$0.00	\$0.00	\$53,637.84	\$0.00	\$160,547.98	\$0.00
360000 Servicios de comunicación social y	\$80,825.00	\$0.00	\$0.00	\$0.00	\$0.00	\$0.00	\$0.00	\$0.00	\$0.00	\$80,825.00	\$0.00	\$0.00	\$0.00	\$80,825.00	\$0.00
361000 Difusión por radio, televisión y otros	\$80,825.00	\$0.00	\$0.00	\$0.00	\$0.00	\$0.00	\$0.00	\$0.00	\$0.00	\$80,825.00	\$0.00	\$0.00	\$0.00	\$80,825.00	\$0.00
361002 Impresiones y publicaciones oficiales	\$80,825.00	\$0.00	\$0.00	\$0.00	\$0.00	\$0.00	\$0.00	\$0.00	\$0.00	\$80,825.00	\$0.00	\$0.00	\$0.00	\$80,825.00	\$0.00
380000 Servicios oficiales	\$1,064,789.52	\$0.00	\$0.00	\$0.00	\$0.00	\$0.00	\$0.00	\$85,399.20	\$191,518.32	\$787,872.00	\$0.00	\$0.00	\$0.00	\$1,064,789.52	\$0.00
381000 Gastos de ceremonial	\$220,518.32	\$0.00	\$0.00	\$0.00	\$0.00	\$0.00	\$0.00	\$0.00	\$0.00	\$191,518.32	\$29,000.00	\$0.00	\$0.00	\$220,518.32	\$0.00
381001 Informe de Gobierno Municipal	\$220,518.32	\$0.00	\$0.00	\$0.00	\$0.00	\$0.00	\$0.00	\$0.00	\$0.00	\$191,518.32	\$29,000.00	\$0.00	\$0.00	\$220,518.32	\$0.00
382000 Gastos de orden social y cultural	\$844,271.20	\$0.00	\$0.00	\$0.00	\$0.00	\$0.00	\$0.00	\$85,399.20	\$0.00	\$758,872.00	\$0.00	\$0.00	\$0.00	\$844,271.20	\$0.00
382001 Festividades públicas	\$844,271.20	\$0.00	\$0.00	\$0.00	\$0.00	\$0.00	\$0.00	\$85,399.20	\$0.00	\$758,872.00	\$0.00	\$0.00	\$0.00	\$844,271.20	\$0.00
390000 Otros servicios generales	\$948,051.15	\$0.00	\$67,533.06	\$68,139.60	\$68,852.01	\$73,691.31	\$69,586.80	\$66,313.39	\$67,722.06	\$67,812.00	\$66,814.08	\$66,990.31	\$68,065.97	\$753,520.59	\$194,530.56
398000 Impuesto sobre nóminas y otros que se	\$948,051.15	\$0.00	\$67,533.06	\$68,139.60	\$68,852.01	\$73,691.31	\$69,586.80	\$66,313.39	\$67,722.06	\$67,812.00	\$66,814.08	\$66,990.31	\$68,065.97	\$753,520.59	\$194,530.56
398001 Impuesto estatal sobre nóminas	\$948,051.15	\$0.00	\$67,533.06	\$68,139.60	\$68,852.01	\$73,691.31	\$69,586.80	\$66,313.39	\$67,722.06	\$67,812.00	\$66,814.08	\$66,990.31	\$68,065.97	\$753,520.59	\$194,530.56
400000 TRANSFERENCIAS	\$4,862,094.62	\$0.00	\$0.00	\$0.00	\$0.00	\$143,296.90	\$89,458.80	\$99,308.50	\$159,973.70	\$0.00	\$37,120.00	\$24,988.00	\$400,038.06	\$954,183.96	\$3,907,910.66
440000 Ayudas sociales	\$4,862,094.62	\$0.00	\$0.00	\$0.00	\$0.00	\$143,296.90	\$89,458.80	\$99,308.50	\$159,973.70	\$0.00	\$37,120.00	\$24,988.00	\$400,038.06	\$954,183.96	\$3,907,910.66



2020 - 2024



2020 - 2024



2020 - 2024



Usr: supervisor
rptAnaliticoPres

Municipio de Zempoala Estado de Hidalgo

Análisis Mensual de Egresos Basados por Fuente de Financiamiento al 31/dic/2022

(Cuentas con Movimientos)

(Cifras en pesos y centavos)

Fecha y

02:21 p. m.

Objeto del Gasto		Presupuesto Vigente	Ene	Feb	Mar	Abr	May	Jun	Jul	Ago	Sep	Oct	Nov	Dic	Total	Diferencia (Vigente - Total)
441000	Ayudas sociales a personas	\$4,339,581.51	\$0.00	\$0.00	\$0.00	\$0.00	\$143,296.90	\$89,458.80	\$99,308.50	\$148,731.50	\$0.00	\$37,120.00	\$24,988.00	\$400,038.06	\$942,941.76	\$3,396,639.75
441007	Apoyos a comunidades	\$4,339,581.51	\$0.00	\$0.00	\$0.00	\$0.00	\$143,296.90	\$89,458.80	\$99,308.50	\$148,731.50	\$0.00	\$37,120.00	\$24,988.00	\$400,038.06	\$942,941.76	\$3,396,639.75
443000	Ayudas sociales a instituciones de	\$511,270.91	\$0.00	\$0.00	\$0.00	\$0.00	\$0.00	\$0.00	\$0.00	\$0.00	\$0.00	\$0.00	\$0.00	\$0.00	\$0.00	\$511,270.91
443001	Apoyos a instituciones educativas	\$511,270.91	\$0.00	\$0.00	\$0.00	\$0.00	\$0.00	\$0.00	\$0.00	\$0.00	\$0.00	\$0.00	\$0.00	\$0.00	\$0.00	\$511,270.91
445000	Ayudas sociales a instituciones sin fines	\$11,242.20	\$0.00	\$0.00	\$0.00	\$0.00	\$0.00	\$0.00	\$0.00	\$11,242.20	\$0.00	\$0.00	\$0.00	\$0.00	\$11,242.20	\$0.00
445001	Apoyos a instituciones del Sector Salud	\$11,242.20	\$0.00	\$0.00	\$0.00	\$0.00	\$0.00	\$0.00	\$0.00	\$11,242.20	\$0.00	\$0.00	\$0.00	\$0.00	\$11,242.20	\$0.00
500000	BIENES MUEBLES, INMUEBLES E	\$2,912,824.24	\$0.00	\$0.00	\$935,800.00	\$145,000.00	\$0.00	\$247,024.24	\$1,000,000.00	\$0.00	\$585,000.00	\$0.00	\$0.00	\$0.00	\$2,912,824.24	\$0.00
540000	Vehículos y equipo de transporte	\$1,838,800.00	\$0.00	\$0.00	\$935,800.00	\$145,000.00	\$0.00	\$173,000.00	\$0.00	\$0.00	\$585,000.00	\$0.00	\$0.00	\$0.00	\$1,838,800.00	\$0.00
541000	Vehículos y equipo terrestre	\$1,253,800.00	\$0.00	\$0.00	\$935,800.00	\$145,000.00	\$0.00	\$173,000.00	\$0.00	\$0.00	\$0.00	\$0.00	\$0.00	\$0.00	\$1,253,800.00	\$0.00
541001	Vehículos y equipo terrestre	\$1,253,800.00	\$0.00	\$0.00	\$935,800.00	\$145,000.00	\$0.00	\$173,000.00	\$0.00	\$0.00	\$0.00	\$0.00	\$0.00	\$0.00	\$1,253,800.00	\$0.00
549000	Otros equipos de transporte	\$585,000.00	\$0.00	\$0.00	\$0.00	\$0.00	\$0.00	\$0.00	\$0.00	\$0.00	\$585,000.00	\$0.00	\$0.00	\$0.00	\$585,000.00	\$0.00
549001	Otros equipos de transporte	\$585,000.00	\$0.00	\$0.00	\$0.00	\$0.00	\$0.00	\$0.00	\$0.00	\$0.00	\$585,000.00	\$0.00	\$0.00	\$0.00	\$585,000.00	\$0.00
560000	Maquinaria, otros equipos y	\$74,024.24	\$0.00	\$0.00	\$0.00	\$0.00	\$0.00	\$74,024.24	\$0.00	\$0.00	\$0.00	\$0.00	\$0.00	\$0.00	\$74,024.24	\$0.00
569000	Otros equipos	\$74,024.24	\$0.00	\$0.00	\$0.00	\$0.00	\$0.00	\$74,024.24	\$0.00	\$0.00	\$0.00	\$0.00	\$0.00	\$0.00	\$74,024.24	\$0.00
569003	Equipo de bombeo de agua potable	\$74,024.24	\$0.00	\$0.00	\$0.00	\$0.00	\$0.00	\$74,024.24	\$0.00	\$0.00	\$0.00	\$0.00	\$0.00	\$0.00	\$74,024.24	\$0.00
580000	Bienes inmuebles	\$1,000,000.00	\$0.00	\$0.00	\$0.00	\$0.00	\$0.00	\$0.00	\$1,000,000.00	\$0.00	\$0.00	\$0.00	\$0.00	\$0.00	\$1,000,000.00	\$0.00
581000	Terrenos	\$1,000,000.00	\$0.00	\$0.00	\$0.00	\$0.00	\$0.00	\$0.00	\$1,000,000.00	\$0.00	\$0.00	\$0.00	\$0.00	\$0.00	\$1,000,000.00	\$0.00
581001	Terrenos	\$1,000,000.00	\$0.00	\$0.00	\$0.00	\$0.00	\$0.00	\$0.00	\$1,000,000.00	\$0.00	\$0.00	\$0.00	\$0.00	\$0.00	\$1,000,000.00	\$0.00
600000	INVERSION PUBLICA	\$962,127.00	\$0.00	\$0.00	\$0.00	\$288,638.10	\$673,488.90	\$0.00	\$0.00	\$0.00	\$0.00	\$0.00	\$0.00	\$0.00	\$962,127.00	\$0.00
610000	Obra pública en bienes de dominio	\$962,127.00	\$0.00	\$0.00	\$0.00	\$288,638.10	\$673,488.90	\$0.00	\$0.00	\$0.00	\$0.00	\$0.00	\$0.00	\$0.00	\$962,127.00	\$0.00
613000	Construcción de obras para el	\$962,127.00	\$0.00	\$0.00	\$0.00	\$288,638.10	\$673,488.90	\$0.00	\$0.00	\$0.00	\$0.00	\$0.00	\$0.00	\$0.00	\$962,127.00	\$0.00
613113	FGP-083/2022-001 Instalación de	\$962,127.00	\$0.00	\$0.00	\$0.00	\$288,638.10	\$673,488.90	\$0.00	\$0.00	\$0.00	\$0.00	\$0.00	\$0.00	\$0.00	\$962,127.00	\$0.00
Fondo General de Participaciones		\$46,944,120.09	\$2,412,853.00	\$2,602,013.06	\$3,467,282.60	\$3,382,012.11	\$3,765,678.38	\$3,243,478.77	\$3,788,731.09	\$3,169,891.04	\$4,216,497.68	\$2,659,810.82	\$2,741,907.65	\$7,333,522.67	\$42,783,678.87	\$4,160,441.22

10007 FONDO DE COMPENSACION

400000	TRANSFERENCIAS,	\$998,938.07	\$0.00	\$0.00	\$0.00	\$0.00	\$0.00	\$0.00	\$0.00	\$0.00	\$0.00	\$0.00	\$0.00	\$73,220.86	\$73,220.86	\$925,717.21
440000	Ayudas sociales	\$998,938.07	\$0.00	\$0.00	\$0.00	\$0.00	\$0.00	\$0.00	\$0.00	\$0.00	\$0.00	\$0.00	\$0.00	\$73,220.86	\$73,220.86	\$925,717.21
441000	Ayudas sociales a personas	\$808,265.92	\$0.00	\$0.00	\$0.00	\$0.00	\$0.00	\$0.00	\$0.00	\$0.00	\$0.00	\$0.00	\$0.00	\$0.00	\$0.00	\$808,265.92
441007	Apoyos a comunidades	\$808,265.92	\$0.00	\$0.00	\$0.00	\$0.00	\$0.00	\$0.00	\$0.00	\$0.00	\$0.00	\$0.00	\$0.00	\$0.00	\$0.00	\$808,265.92
443000	Ayudas sociales a instituciones de	\$190,672.15	\$0.00	\$0.00	\$0.00	\$0.00	\$0.00	\$0.00	\$0.00	\$0.00	\$0.00	\$0.00	\$0.00	\$73,220.86	\$73,220.86	\$117,451.29
443001	Apoyos a instituciones educativas	\$190,672.15	\$0.00	\$0.00	\$0.00	\$0.00	\$0.00	\$0.00	\$0.00	\$0.00	\$0.00	\$0.00	\$0.00	\$73,220.86	\$73,220.86	\$117,451.29
FONDO DE COMPENSACION		\$998,938.07	\$0.00	\$0.00	\$0.00	\$0.00	\$0.00	\$0.00	\$0.00	\$0.00	\$0.00	\$0.00	\$0.00	\$73,220.86	\$73,220.86	\$925,717.21

10008 FORTAMUN-DF

100000	SERVICIOS PERSONALES	\$11,061,700.00	\$680,278.00	\$701,169.00	\$777,681.00	\$895,841.00	\$783,170.00	\$785,970.00	\$802,881.00	\$861,259.00	\$915,897.00	\$909,637.00	\$890,614.00	\$2,057,303.00	\$11,061,700.00	\$0.00
110000	Remuneraciones al personal de carácter	\$8,276,672.00	\$680,278.00	\$695,570.00	\$665,614.00	\$645,215.00	\$647,837.00	\$649,303.00	\$667,881.00	\$719,259.00	\$735,244.00	\$714,503.00	\$715,481.00	\$740,487.00	\$8,276,672.00	\$0.00
113000	Sueldos base al personal permanente	\$8,276,672.00	\$680,278.00	\$695,570.00	\$665,614.00	\$645,215.00	\$647,837.00	\$649,303.00	\$667,881.00	\$719,259.00	\$735,244.00	\$714,503.00	\$715,481.00	\$740,487.00	\$8,276,672.00	\$0.00
113002	Sueldos para el personal de S.P.	\$8,276,672.00	\$680,278.00	\$695,570.00	\$665,614.00	\$645,215.00	\$647,837.00	\$649,303.00	\$667,881.00	\$719,259.00	\$735,244.00	\$714,503.00	\$715,481.00	\$740,487.00	\$8,276,672.00	\$0.00



2020 - 2024



2020 - 2024



2020 - 2024

Municipio de Zempoala

Estado de Hidalgo

Análisis Mensual de Egresos Pagados por Fuente de Financiamiento al 31/dic/2023

(Cuentas con Movimientos)

(Cifras en pesos y centavos)

Fecha y

02:21 p. m.

Objeto del Gasto	Presupuesto Vigente	Ene												Total	Diferencia (Vigente - Total)
		Feb	Mar	Abr	May	Jun	Jul	Ago	Sep	Oct	Nov	Dic			
130000 Remuneraciones adicionales y	\$2,755,028.00	\$0.00	\$5,599.00	\$82,067.00	\$250,626.00	\$135,333.00	\$136,667.00	\$135,000.00	\$142,000.00	\$180,653.00	\$195,134.00	\$175,133.00	\$1,316,816.00	\$2,755,028.00	\$0.00
132000 Primas de vacaciones, dominical y	\$1,494,528.00	\$0.00	\$5,599.00	\$17,067.00	\$121,626.00	\$5,333.00	\$6,667.00	\$0.00	\$0.00	\$35,653.00	\$54,134.00	\$35,133.00	\$1,213,316.00	\$1,494,528.00	\$0.00
132003 Aguinaldos para el personal de S.P.	\$1,379,049.00	\$0.00	\$3,999.00	\$12,267.00	\$18,267.00	\$5,333.00	\$6,667.00	\$0.00	\$0.00	\$33,867.00	\$52,000.00	\$33,333.00	\$1,213,316.00	\$1,379,049.00	\$0.00
132005 Prima vacacional	\$115,479.00	\$0.00	\$1,600.00	\$4,800.00	\$103,359.00	\$0.00	\$0.00	\$0.00	\$0.00	\$1,786.00	\$2,134.00	\$1,800.00	\$0.00	\$115,479.00	\$0.00
134000 Compensaciones	\$1,260,500.00	\$0.00	\$0.00	\$65,000.00	\$129,000.00	\$130,000.00	\$130,000.00	\$135,000.00	\$142,000.00	\$145,000.00	\$141,000.00	\$140,000.00	\$103,500.00	\$1,260,500.00	\$0.00
134001 Compensaciones	\$1,260,500.00	\$0.00	\$0.00	\$65,000.00	\$129,000.00	\$130,000.00	\$130,000.00	\$135,000.00	\$142,000.00	\$145,000.00	\$141,000.00	\$140,000.00	\$103,500.00	\$1,260,500.00	\$0.00
150000 Otras prestaciones sociales y	\$30,000.00	\$0.00	\$0.00	\$30,000.00	\$0.00	\$0.00	\$0.00	\$0.00	\$0.00	\$0.00	\$0.00	\$0.00	\$0.00	\$30,000.00	\$0.00
159000 Otras prestaciones sociales y económicas	\$30,000.00	\$0.00	\$0.00	\$30,000.00	\$0.00	\$0.00	\$0.00	\$0.00	\$0.00	\$0.00	\$0.00	\$0.00	\$0.00	\$30,000.00	\$0.00
159001 Liquidaciones	\$30,000.00	\$0.00	\$0.00	\$30,000.00	\$0.00	\$0.00	\$0.00	\$0.00	\$0.00	\$0.00	\$0.00	\$0.00	\$0.00	\$30,000.00	\$0.00
200000 MATERIALES Y SUMINISTROS	\$5,764,055.09	\$219,164.80	\$178,690.69	\$220,731.73	\$231,422.31	\$253,683.07	\$357,224.84	\$740,003.90	\$453,054.08	\$463,763.51	\$359,311.14	\$523,884.05	\$1,758,860.59	\$5,759,794.71	\$4,260.38
210000 Materiales de administración, emisión de	\$34,826.68	\$0.00	\$0.00	\$0.00	\$0.00	\$0.00	\$0.00	\$0.00	\$0.00	\$0.00	\$0.00	\$0.00	\$34,826.68	\$34,826.68	\$0.00
211000 Materiales, útiles y equipos menores de	\$34,826.68	\$0.00	\$0.00	\$0.00	\$0.00	\$0.00	\$0.00	\$0.00	\$0.00	\$0.00	\$0.00	\$0.00	\$34,826.68	\$34,826.68	\$0.00
211001 Papelería y artículos de escritorio	\$34,826.68	\$0.00	\$0.00	\$0.00	\$0.00	\$0.00	\$0.00	\$0.00	\$0.00	\$0.00	\$0.00	\$0.00	\$34,826.68	\$34,826.68	\$0.00
220000 Alimentos y utensilios	\$16,240.00	\$0.00	\$0.00	\$16,240.00	\$0.00	\$0.00	\$0.00	\$0.00	\$0.00	\$0.00	\$0.00	\$0.00	\$0.00	\$16,240.00	\$0.00
221000 Productos alimenticios para personas	\$16,240.00	\$0.00	\$0.00	\$16,240.00	\$0.00	\$0.00	\$0.00	\$0.00	\$0.00	\$0.00	\$0.00	\$0.00	\$0.00	\$16,240.00	\$0.00
221004 Bienes de consumo	\$16,240.00	\$0.00	\$0.00	\$16,240.00	\$0.00	\$0.00	\$0.00	\$0.00	\$0.00	\$0.00	\$0.00	\$0.00	\$0.00	\$16,240.00	\$0.00
240000 Materiales y artículos de construcción y	\$1,375,603.01	\$0.00	\$0.00	\$0.00	\$0.00	\$0.00	\$84,680.00	\$0.00	\$176,784.00	\$69,600.00	\$70,620.00	\$234,999.01	\$738,920.00	\$1,375,603.01	\$0.00
246000 Material eléctrico y electrónico	\$1,355,576.00	\$0.00	\$0.00	\$0.00	\$0.00	\$0.00	\$84,680.00	\$0.00	\$176,784.00	\$69,600.00	\$69,600.00	\$226,200.00	\$728,712.00	\$1,355,576.00	\$0.00
246001 Material eléctrico para alumbrado y	\$1,355,576.00	\$0.00	\$0.00	\$0.00	\$0.00	\$0.00	\$84,680.00	\$0.00	\$176,784.00	\$69,600.00	\$69,600.00	\$226,200.00	\$728,712.00	\$1,355,576.00	\$0.00
249000 Otros materiales y artículos de	\$20,027.01	\$0.00	\$0.00	\$0.00	\$0.00	\$0.00	\$0.00	\$0.00	\$0.00	\$0.00	\$1,020.00	\$8,799.01	\$10,208.00	\$20,027.01	\$0.00
249001 Materiales para reparación y	\$11,228.00	\$0.00	\$0.00	\$0.00	\$0.00	\$0.00	\$0.00	\$0.00	\$0.00	\$0.00	\$1,020.00	\$0.00	\$10,208.00	\$11,228.00	\$0.00
249002 Material para mantenimiento de redes de	\$8,799.01	\$0.00	\$0.00	\$0.00	\$0.00	\$0.00	\$0.00	\$0.00	\$0.00	\$0.00	\$0.00	\$8,799.01	\$0.00	\$8,799.01	\$0.00
250000 Productos químicos, farmacéuticos y de	\$24,215.00	\$0.00	\$0.00	\$0.00	\$0.00	\$0.00	\$0.00	\$0.00	\$0.00	\$24,215.00	\$0.00	\$0.00	\$0.00	\$24,215.00	\$0.00
254000 Materiales, accesorios y suministros	\$24,215.00	\$0.00	\$0.00	\$0.00	\$0.00	\$0.00	\$0.00	\$0.00	\$0.00	\$24,215.00	\$0.00	\$0.00	\$0.00	\$24,215.00	\$0.00
260000 Combustibles, lubricantes y aditivos	\$2,887,076.55	\$200,586.24	\$178,690.69	\$203,781.73	\$221,214.31	\$225,611.07	\$225,912.84	\$273,219.90	\$276,270.08	\$249,934.91	\$269,899.14	\$285,195.03	\$272,500.23	\$2,882,816.17	\$4,260.38
261000 Combustibles, lubricantes y aditivos	\$2,887,076.55	\$200,586.24	\$178,690.69	\$203,781.73	\$221,214.31	\$225,611.07	\$225,912.84	\$273,219.90	\$276,270.08	\$249,934.91	\$269,899.14	\$285,195.03	\$272,500.23	\$2,882,816.17	\$4,260.38
261002 Combustibles y lubricantes para vehículos	\$2,887,076.55	\$200,586.24	\$178,690.69	\$203,781.73	\$221,214.31	\$225,611.07	\$225,912.84	\$273,219.90	\$276,270.08	\$249,934.91	\$269,899.14	\$285,195.03	\$272,500.23	\$2,882,816.17	\$4,260.38
270000 Vestuario, blancos, prendas de	\$1,269,065.68	\$0.00	\$0.00	\$0.00	\$0.00	\$0.00	\$0.00	\$457,272.00	\$0.00	\$99,180.00	\$0.00	\$0.00	\$712,613.68	\$1,269,065.68	\$0.00
271000 Vestuario y uniformes	\$457,272.00	\$0.00	\$0.00	\$0.00	\$0.00	\$0.00	\$0.00	\$457,272.00	\$0.00	\$0.00	\$0.00	\$0.00	\$457,272.00	\$0.00	\$0.00
271001 Uniformes para personal de seguridad	\$457,272.00	\$0.00	\$0.00	\$0.00	\$0.00	\$0.00	\$0.00	\$457,272.00	\$0.00	\$0.00	\$0.00	\$0.00	\$457,272.00	\$0.00	\$0.00
272000 Prendas de seguridad y protección	\$811,793.68	\$0.00	\$0.00	\$0.00	\$0.00	\$0.00	\$0.00	\$0.00	\$0.00	\$99,180.00	\$0.00	\$0.00	\$712,613.68	\$811,793.68	\$0.00
272001 Prendas de seguridad y protección	\$811,793.68	\$0.00	\$0.00	\$0.00	\$0.00	\$0.00	\$0.00	\$0.00	\$0.00	\$99,180.00	\$0.00	\$0.00	\$712,613.68	\$811,793.68	\$0.00
290000 Herramientas, refacciones y accesorios	\$157,028.17	\$18,578.56	\$0.00	\$710.00	\$10,208.00	\$28,072.00	\$46,632.00	\$9,512.00	\$0.00	\$20,833.60	\$18,792.00	\$3,690.01	\$0.00	\$157,028.17	\$0.00
291000 Herramientas menores	\$400.00	\$0.00	\$0.00	\$400.00	\$0.00	\$0.00	\$0.00	\$0.00	\$0.00	\$0.00	\$0.00	\$0.00	\$0.00	\$400.00	\$0.00
291001 Herramientas menores	\$400.00	\$0.00	\$0.00	\$400.00	\$0.00	\$0.00	\$0.00	\$0.00	\$0.00	\$0.00	\$0.00	\$0.00	\$0.00	\$400.00	\$0.00
296000 Refacciones y accesorios menores de	\$156,628.17	\$18,578.56	\$0.00	\$310.00	\$10,208.00	\$28,072.00	\$46,632.00	\$9,512.00	\$0.00	\$20,833.60	\$18,792.00	\$3,690.01	\$0.00	\$156,628.17	\$0.00
296001 Neumáticos y cámaras	\$156,628.17	\$18,578.56	\$0.00	\$310.00	\$10,208.00	\$28,072.00	\$46,632.00	\$9,512.00	\$0.00	\$20,833.60	\$18,792.00	\$3,690.01	\$0.00	\$156,628.17	\$0.00
300000 SERVICIOS GENERALES	\$20,025,668.69	\$538,447.66	\$804,057.77	\$1,734,372.81	\$1,675,149.60	\$2,198,897.67	\$1,541,518.67	\$1,476,893.56	\$1,426,848.83	\$1,457,607.15	\$1,771,788.10	\$1,447,528.91	\$2,400,385.60	\$18,473,396.33	\$1,552,272.36
310000 Servicios básicos	\$16,945,910.30	\$510,057.66	\$632,997.75	\$1,559,390.65	\$1,490,152.21	\$1,727,873.86	\$1,307,755.72	\$1,313,162.01	\$1,280,945.40	\$1,397,550.96	\$1,304,005.02	\$1,390,701.62	\$1,536,762.62	\$15,451,355.48	\$1,494,554.82
311000 Energía eléctrica	\$16,945,910.30	\$510,057.66	\$632,997.75	\$1,559,390.65	\$1,490,152.21	\$1,727,873.86	\$1,307,755.72	\$1,313,162.01	\$1,280,945.40	\$1,397,550.96	\$1,304,005.02	\$1,390,701.62	\$1,536,762.62	\$15,451,355.48	\$1,494,554.82



2020 - 2024



2020 - 2024



2020 - 2024

Municipio de Zempoala Estado de Hidalgo

Análisis Mensual de Egresos Pagados por Fuente de Financiamiento al 31/dic/2022

(Cuentas con Movimientos)

(Cifras en pesos y centavos)

Fecha y

02:21 p. m.

Objeto del Gasto		Presupuesto Vigente	Ene	Feb	Mar	Abr	May	Jun	Jul	Ago	Sep	Oct	Nov	Dic	Total	Diferencia (Vigente - Total)
311001	Servicio de energía eléctrica	\$16,945,910.30	\$510,057.66	\$632,997.75	\$1,559,390.65	\$1,490,152.21	\$1,727,873.86	\$1,307,755.72	\$1,313,162.01	\$1,280,845.40	\$1,397,550.96	\$1,304,005.02	\$1,390,701.62	\$1,536,762.62	\$15,451,355.48	\$1,494,554.82
320000	Servicios de arrendamiento	\$56,814.19	\$4,872.00	\$0.00	\$9,744.00	\$4,872.00	\$4,872.00	\$4,872.00	\$4,872.00	\$4,872.00	\$8,094.19	\$0.00	\$4,872.00	\$4,872.00	\$56,814.19	\$0.00
323000	Arrendamiento de mobiliario y equipo de	\$3,222.19	\$0.00	\$0.00	\$0.00	\$0.00	\$0.00	\$0.00	\$0.00	\$0.00	\$3,222.19	\$0.00	\$0.00	\$0.00	\$3,222.19	\$0.00
323001	Arrendamiento de equipo de fotocopiado	\$3,222.19	\$0.00	\$0.00	\$0.00	\$0.00	\$0.00	\$0.00	\$0.00	\$0.00	\$3,222.19	\$0.00	\$0.00	\$0.00	\$3,222.19	\$0.00
327000	Arrendamiento de activos intangibles	\$53,592.00	\$4,872.00	\$0.00	\$9,744.00	\$4,872.00	\$4,872.00	\$4,872.00	\$4,872.00	\$4,872.00	\$4,872.00	\$0.00	\$4,872.00	\$4,872.00	\$53,592.00	\$0.00
327001	Arrendamiento de activos intangibles	\$53,592.00	\$4,872.00	\$0.00	\$9,744.00	\$4,872.00	\$4,872.00	\$4,872.00	\$4,872.00	\$4,872.00	\$4,872.00	\$0.00	\$4,872.00	\$4,872.00	\$53,592.00	\$0.00
330000	Servicios profesionales, científicos,	\$4,267.08	\$0.00	\$0.00	\$0.00	\$0.00	\$0.00	\$0.00	\$0.00	\$0.00	\$0.00	\$0.00	\$0.00	\$4,267.08	\$4,267.08	\$0.00
336000	Servicios de apoyo administrativo,	\$4,267.08	\$0.00	\$0.00	\$0.00	\$0.00	\$0.00	\$0.00	\$0.00	\$0.00	\$0.00	\$0.00	\$0.00	\$4,267.08	\$4,267.08	\$0.00
336001	Servicio de fotocopiado	\$4,267.08	\$0.00	\$0.00	\$0.00	\$0.00	\$0.00	\$0.00	\$0.00	\$0.00	\$0.00	\$0.00	\$0.00	\$4,267.08	\$4,267.08	\$0.00
340000	Servicios financieros, bancarios y	\$683,405.86	\$0.00	\$57,503.68	\$90,176.36	\$0.00	\$0.00	\$59,129.84	\$37,561.66	\$68,868.00	\$0.00	\$248,500.00	\$0.00	\$121,666.32	\$683,405.86	\$0.00
349000	Servicios financieros, bancarios y	\$683,405.86	\$0.00	\$57,503.68	\$90,176.36	\$0.00	\$0.00	\$59,129.84	\$37,561.66	\$68,868.00	\$0.00	\$248,500.00	\$0.00	\$121,666.32	\$683,405.86	\$0.00
349001	Seguros de vida	\$248,500.00	\$0.00	\$0.00	\$0.00	\$0.00	\$0.00	\$0.00	\$0.00	\$0.00	\$0.00	\$248,500.00	\$0.00	\$0.00	\$248,500.00	\$0.00
349002	Seguros para vehículos	\$434,905.86	\$0.00	\$57,503.68	\$90,176.36	\$0.00	\$0.00	\$59,129.84	\$37,561.66	\$68,868.00	\$0.00	\$0.00	\$0.00	\$121,666.32	\$434,905.86	\$0.00
350000	Servicios de instalación, reparación,	\$1,551,180.71	\$23,518.00	\$93,148.00	\$40,275.00	\$62,523.00	\$430,688.92	\$150,326.00	\$6,048.80	\$47,479.00	\$30,284.00	\$101,177.36	\$21,275.00	\$544,437.63	\$1,551,180.71	\$0.00
351000	Conservación y mantenimiento menor de	\$403,125.52	\$0.00	\$0.00	\$0.00	\$0.00	\$0.00	\$0.00	\$0.00	\$0.00	\$0.00	\$0.00	\$0.00	\$403,125.52	\$403,125.52	\$0.00
351001	Reparación y mantenimiento de edificio de	\$403,125.52	\$0.00	\$0.00	\$0.00	\$0.00	\$0.00	\$0.00	\$0.00	\$0.00	\$0.00	\$0.00	\$0.00	\$403,125.52	\$403,125.52	\$0.00
353000	Instalación, reparación y mantenimiento	\$5,599.92	\$0.00	\$0.00	\$0.00	\$0.00	\$5,599.92	\$0.00	\$0.00	\$0.00	\$0.00	\$0.00	\$0.00	\$0.00	\$5,599.92	\$0.00
353001	Reparación y mantenimiento de equipo de	\$5,599.92	\$0.00	\$0.00	\$0.00	\$0.00	\$5,599.92	\$0.00	\$0.00	\$0.00	\$0.00	\$0.00	\$0.00	\$0.00	\$5,599.92	\$0.00
355000	Reparación y mantenimiento de equipo de	\$737,575.27	\$23,518.00	\$93,148.00	\$40,275.00	\$62,523.00	\$33,589.00	\$150,326.00	\$1,948.80	\$47,479.00	\$30,284.00	\$101,177.36	\$11,995.00	\$141,312.11	\$737,575.27	\$0.00
355002	Reparación y mantenimiento de	\$737,575.27	\$23,518.00	\$93,148.00	\$40,275.00	\$62,523.00	\$33,589.00	\$150,326.00	\$1,948.80	\$47,479.00	\$30,284.00	\$101,177.36	\$11,995.00	\$141,312.11	\$737,575.27	\$0.00
356000	Reparación y mantenimiento de equipo de	\$391,500.00	\$0.00	\$0.00	\$0.00	\$0.00	\$391,500.00	\$0.00	\$0.00	\$0.00	\$0.00	\$0.00	\$0.00	\$0.00	\$391,500.00	\$0.00
356002	Reparación de equipo de seguridad	\$391,500.00	\$0.00	\$0.00	\$0.00	\$0.00	\$391,500.00	\$0.00	\$0.00	\$0.00	\$0.00	\$0.00	\$0.00	\$0.00	\$391,500.00	\$0.00
357000	Instalación, reparación y mantenimiento	\$13,380.00	\$0.00	\$0.00	\$0.00	\$0.00	\$0.00	\$0.00	\$4,100.00	\$0.00	\$0.00	\$0.00	\$9,280.00	\$0.00	\$13,380.00	\$0.00
357001	Reparación y mantenimiento de	\$4,100.00	\$0.00	\$0.00	\$0.00	\$0.00	\$0.00	\$0.00	\$4,100.00	\$0.00	\$0.00	\$0.00	\$0.00	\$0.00	\$4,100.00	\$0.00
357002	Reparación y mantenimiento de	\$9,280.00	\$0.00	\$0.00	\$0.00	\$0.00	\$0.00	\$0.00	\$0.00	\$0.00	\$0.00	\$0.00	\$9,280.00	\$0.00	\$9,280.00	\$0.00
380000	Servicios oficiales	\$206,825.32	\$0.00	\$0.00	\$13,920.00	\$0.00	\$13,882.20	\$0.00	\$0.00	\$2,784.00	\$0.00	\$278.40	\$9,245.20	\$166,915.52	\$206,825.32	\$0.00
382000	Gastos de orden social y cultural	\$206,825.32	\$0.00	\$0.00	\$13,920.00	\$0.00	\$13,882.20	\$0.00	\$0.00	\$2,784.00	\$0.00	\$278.40	\$9,245.20	\$166,915.52	\$206,825.32	\$0.00
382002	Eventos de orden social	\$206,825.32	\$0.00	\$0.00	\$13,920.00	\$0.00	\$13,882.20	\$0.00	\$0.00	\$2,784.00	\$0.00	\$278.40	\$9,245.20	\$166,915.52	\$206,825.32	\$0.00
390000	Otros servicios generales	\$577,265.23	\$0.00	\$20,408.34	\$20,866.80	\$117,602.39	\$21,780.69	\$19,435.11	\$115,249.09	\$21,900.43	\$21,578.00	\$117,827.32	\$21,435.09	\$21,464.43	\$519,547.69	\$57,717.54
392000	Impuestos y derechos	\$291,038.00	\$0.00	\$0.00	\$0.00	\$97,634.00	\$0.00	\$0.00	\$95,770.00	\$1,864.00	\$0.00	\$95,770.00	\$0.00	\$0.00	\$291,038.00	\$0.00
392001	Placas tenencias y verificaciones	\$291,038.00	\$0.00	\$0.00	\$0.00	\$97,634.00	\$0.00	\$0.00	\$95,770.00	\$1,864.00	\$0.00	\$95,770.00	\$0.00	\$0.00	\$291,038.00	\$0.00
398000	Impuesto sobre nóminas y otros que se	\$286,227.23	\$0.00	\$20,408.34	\$20,866.80	\$19,968.39	\$21,780.69	\$19,435.11	\$19,479.09	\$20,036.43	\$21,578.00	\$22,057.32	\$21,435.09	\$21,464.43	\$228,509.69	\$57,717.54
398001	Impuesto estatal sobre nóminas	\$286,227.23	\$0.00	\$20,408.34	\$20,866.80	\$19,968.39	\$21,780.69	\$19,435.11	\$19,479.09	\$20,036.43	\$21,578.00	\$22,057.32	\$21,435.09	\$21,464.43	\$228,509.69	\$57,717.54
500000	BIENES MUEBLES, INMUEBLES E	\$5,880,314.70	\$0.00	\$1,080,800.00	\$145,000.00	\$0.00	\$10,870.97	\$0.00	\$0.00	\$1,537,031.00	\$0.00	\$1,112,542.00	\$0.00	\$1,994,070.73	\$5,880,314.70	\$0.00
510000	Mobiliario y equipo de administración	\$279,235.20	\$0.00	\$0.00	\$0.00	\$0.00	\$0.00	\$0.00	\$0.00	\$0.00	\$0.00	\$0.00	\$0.00	\$279,235.20	\$279,235.20	\$0.00
511000	Muebles de oficina y estantería	\$11,600.00	\$0.00	\$0.00	\$0.00	\$0.00	\$0.00	\$0.00	\$0.00	\$0.00	\$0.00	\$0.00	\$0.00	\$11,600.00	\$11,600.00	\$0.00
511001	Mobiliario de oficina	\$11,600.00	\$0.00	\$0.00	\$0.00	\$0.00	\$0.00	\$0.00	\$0.00	\$0.00	\$0.00	\$0.00	\$0.00	\$11,600.00	\$11,600.00	\$0.00
515000	Equipo de cómputo y de tecnología de la	\$267,635.20	\$0.00	\$0.00	\$0.00	\$0.00	\$0.00	\$0.00	\$0.00	\$0.00	\$0.00	\$0.00	\$0.00	\$267,635.20	\$267,635.20	\$0.00
515002	Equipamiento Institucional	\$267,635.20	\$0.00	\$0.00	\$0.00	\$0.00	\$0.00	\$0.00	\$0.00	\$0.00	\$0.00	\$0.00	\$0.00	\$267,635.20	\$267,635.20	\$0.00
540000	Vehículos y equipo de transporte	\$4,660,753.01	\$0.00	\$1,080,800.00	\$145,000.00	\$0.00	\$0.00	\$0.00	\$0.00	\$1,537,031.00	\$0.00	\$1,112,542.00	\$0.00	\$785,380.01	\$4,660,753.01	\$0.00



2020 - 2024



2020 - 2024



2020 - 2024

Municipio de Zempoala
Estado de Hidalgo

Análisis Mensual de Egresos Pagados por Fuente de Financiamiento al 31/dic/2022

(Cuentas con Movimientos)

(Cifras en pesos y centavos)

Fecha y

02:21 p. m.

Objeto del Gasto		Presupuesto Vigente	Ene	Feb	Mar	Abr	May	Jun	Jul	Ago	Sep	Oct	Nov	Dic	Total	Diferencia (Vigente - Total)
541000	Vehículos y equipo terrestre	\$4,660,753.01	\$0.00	\$1,080,800.00	\$145,000.00	\$0.00	\$0.00	\$0.00	\$0.00	\$1,537,031.00	\$0.00	\$1,112,542.00	\$0.00	\$785,380.01	\$4,660,753.01	\$0.00
541001	Vehículos y equipo terrestre	\$4,660,753.01	\$0.00	\$1,080,800.00	\$145,000.00	\$0.00	\$0.00	\$0.00	\$0.00	\$1,537,031.00	\$0.00	\$1,112,542.00	\$0.00	\$785,380.01	\$4,660,753.01	\$0.00
550000	Equipo de defensa y seguridad	\$940,326.49	\$0.00	\$0.00	\$0.00	\$0.00	\$10,870.97	\$0.00	\$0.00	\$0.00	\$0.00	\$0.00	\$0.00	\$929,455.52	\$940,326.49	\$0.00
551000	Equipo de defensa y seguridad	\$940,326.49	\$0.00	\$0.00	\$0.00	\$0.00	\$10,870.97	\$0.00	\$0.00	\$0.00	\$0.00	\$0.00	\$0.00	\$929,455.52	\$940,326.49	\$0.00
551001	Equipo de defensa y seguridad	\$940,326.49	\$0.00	\$0.00	\$0.00	\$0.00	\$10,870.97	\$0.00	\$0.00	\$0.00	\$0.00	\$0.00	\$0.00	\$929,455.52	\$940,326.49	\$0.00
800000	PARTICIPACIONES Y	\$590,800.14	\$10,518.61	\$50,884.85	\$12,500.50	\$20,211.71	\$12,342.56	\$17,495.18	\$14,500.92	\$19,888.89	\$14,012.02	\$18,114.36	\$13,983.97	\$372,899.57	\$577,353.14	\$13,447.00
810000	Participaciones	\$220,853.14	\$10,518.61	\$50,884.85	\$12,500.50	\$20,211.71	\$12,342.56	\$17,495.18	\$14,500.92	\$19,888.89	\$14,012.02	\$18,114.36	\$13,983.97	\$16,399.57	\$220,853.14	\$0.00
816000	Convenios de colaboración administrativa	\$220,853.14	\$10,518.61	\$50,884.85	\$12,500.50	\$20,211.71	\$12,342.56	\$17,495.18	\$14,500.92	\$19,888.89	\$14,012.02	\$18,114.36	\$13,983.97	\$16,399.57	\$220,853.14	\$0.00
816002	Convenio con la CEA	\$70,920.00	\$5,910.00	\$5,910.00	\$5,910.00	\$5,910.00	\$5,910.00	\$5,910.00	\$5,910.00	\$5,910.00	\$5,910.00	\$5,910.00	\$5,910.00	\$5,910.00	\$70,920.00	\$0.00
816004	Convenio DAP CFE	\$149,933.14	\$4,608.61	\$44,974.85	\$6,590.50	\$14,301.71	\$6,432.56	\$11,585.18	\$8,590.92	\$13,978.89	\$8,102.02	\$12,204.36	\$8,073.97	\$10,489.57	\$149,933.14	\$0.00
850000	Convenios	\$369,947.00	\$0.00	\$0.00	\$0.00	\$0.00	\$0.00	\$0.00	\$0.00	\$0.00	\$0.00	\$0.00	\$0.00	\$356,500.00	\$356,500.00	\$13,447.00
851000	Convenios de reasignación	\$369,947.00	\$0.00	\$0.00	\$0.00	\$0.00	\$0.00	\$0.00	\$0.00	\$0.00	\$0.00	\$0.00	\$0.00	\$356,500.00	\$356,500.00	\$13,447.00
851013	Cooperación Tanque de agua Villa	\$369,947.00	\$0.00	\$0.00	\$0.00	\$0.00	\$0.00	\$0.00	\$0.00	\$0.00	\$0.00	\$0.00	\$0.00	\$356,500.00	\$356,500.00	\$13,447.00
FORTAMUN-DF		\$43,322,538.62	\$1,448,409.07	\$2,815,602.31	\$2,890,286.04	\$2,822,624.62	\$3,258,964.27	\$2,702,208.69	\$3,034,279.38	\$4,298,081.80	\$2,851,179.68	\$4,171,392.60	\$2,876,010.93	\$8,583,519.49	\$41,752,558.88	\$1,569,979.74

10009 FAIS Municipal

600000	INVERSION PUBLICA	\$16,819,170.00	\$0.00	\$0.00	\$0.00	\$0.00	\$0.00	\$0.00	\$0.00	\$0.00	\$0.00	\$0.00	\$0.00	\$2,344,404.19	\$2,344,404.19	\$14,474,765.81
610000	Obra pública en bienes de dominio	\$16,819,170.00	\$0.00	\$0.00	\$0.00	\$0.00	\$0.00	\$0.00	\$0.00	\$0.00	\$0.00	\$0.00	\$0.00	\$2,344,404.19	\$2,344,404.19	\$14,474,765.81
613000	Construcción de obras para el	\$7,863,196.70	\$0.00	\$0.00	\$0.00	\$0.00	\$0.00	\$0.00	\$0.00	\$0.00	\$0.00	\$0.00	\$0.00	\$629,661.27	\$629,661.27	\$7,233,535.43
613031	Obras por validar	\$7,863,196.70	\$0.00	\$0.00	\$0.00	\$0.00	\$0.00	\$0.00	\$0.00	\$0.00	\$0.00	\$0.00	\$0.00	\$0.00	\$0.00	\$7,863,196.70
613116	2022/faism083025 Ampliación de red de	\$0.00	\$0.00	\$0.00	\$0.00	\$0.00	\$0.00	\$0.00	\$0.00	\$0.00	\$0.00	\$0.00	\$0.00	\$296,698.83	\$296,698.83	-\$296,698.83
613117	2022/faism083026 Ampliación de red de	\$0.00	\$0.00	\$0.00	\$0.00	\$0.00	\$0.00	\$0.00	\$0.00	\$0.00	\$0.00	\$0.00	\$0.00	\$332,962.44	\$332,962.44	-\$332,962.44
614000	División de terrenos y construcción de	\$8,955,973.30	\$0.00	\$0.00	\$0.00	\$0.00	\$0.00	\$0.00	\$0.00	\$0.00	\$0.00	\$0.00	\$0.00	\$1,714,742.92	\$1,714,742.92	\$7,241,230.38
614001	Obras por validar	\$8,955,973.30	\$0.00	\$0.00	\$0.00	\$0.00	\$0.00	\$0.00	\$0.00	\$0.00	\$0.00	\$0.00	\$0.00	\$0.00	\$0.00	\$8,955,973.30
614661	2022/faism083005 Construccion de	\$0.00	\$0.00	\$0.00	\$0.00	\$0.00	\$0.00	\$0.00	\$0.00	\$0.00	\$0.00	\$0.00	\$0.00	\$74,862.93	\$74,862.93	-\$74,862.93
614663	2022/faism083007 Construccion de	\$0.00	\$0.00	\$0.00	\$0.00	\$0.00	\$0.00	\$0.00	\$0.00	\$0.00	\$0.00	\$0.00	\$0.00	\$250,000.00	\$250,000.00	-\$250,000.00
614664	2022/faism083008 Construccion de	\$0.00	\$0.00	\$0.00	\$0.00	\$0.00	\$0.00	\$0.00	\$0.00	\$0.00	\$0.00	\$0.00	\$0.00	\$300,000.00	\$300,000.00	-\$300,000.00
614666	2022/faism083010 Construccion de	\$0.00	\$0.00	\$0.00	\$0.00	\$0.00	\$0.00	\$0.00	\$0.00	\$0.00	\$0.00	\$0.00	\$0.00	\$200,000.00	\$200,000.00	-\$200,000.00
614667	2022/faism083011 Construccion de	\$0.00	\$0.00	\$0.00	\$0.00	\$0.00	\$0.00	\$0.00	\$0.00	\$0.00	\$0.00	\$0.00	\$0.00	\$300,000.00	\$300,000.00	-\$300,000.00
614668	2022/faism083012 Construccion de	\$0.00	\$0.00	\$0.00	\$0.00	\$0.00	\$0.00	\$0.00	\$0.00	\$0.00	\$0.00	\$0.00	\$0.00	\$500,000.00	\$500,000.00	-\$500,000.00
614669	2022/faism083013 Construccion de	\$0.00	\$0.00	\$0.00	\$0.00	\$0.00	\$0.00	\$0.00	\$0.00	\$0.00	\$0.00	\$0.00	\$0.00	\$89,879.99	\$89,879.99	-\$89,879.99
FAIS Municipal		\$16,819,170.00	\$0.00	\$0.00	\$0.00	\$0.00	\$0.00	\$0.00	\$0.00	\$0.00	\$0.00	\$0.00	\$0.00	\$2,344,404.19	\$2,344,404.19	\$14,474,765.81

10035 Programa de Fortalecimiento a la Transversalidad de la Perspectiva de Género

200000	MATERIALES Y SUMINISTROS	\$15,721.32	\$0.00	\$0.00	\$0.00	\$0.00	\$0.00	\$0.00	\$0.00	\$13,721.32	\$0.00	\$2,000.00	\$0.00	\$0.00	\$15,721.32	\$0.00
210000	Materiales de administración, emisión de	\$10,221.32	\$0.00	\$0.00	\$0.00	\$0.00	\$0.00	\$0.00	\$0.00	\$10,221.32	\$0.00	\$0.00	\$0.00	\$0.00	\$10,221.32	\$0.00
211000	Materiales, útiles y equipos menores de	\$6,221.32	\$0.00	\$0.00	\$0.00	\$0.00	\$0.00	\$0.00	\$0.00	\$6,221.32	\$0.00	\$0.00	\$0.00	\$0.00	\$6,221.32	\$0.00
211001	Papelaría y artículos de escritorio	\$6,221.32	\$0.00	\$0.00	\$0.00	\$0.00	\$0.00	\$0.00	\$0.00	\$6,221.32	\$0.00	\$0.00	\$0.00	\$0.00	\$6,221.32	\$0.00



Objeto del Gasto	Presupuesto													Diferencia	
	Vigente	Ene	Feb	Mar	Abr	May	Jun	Jul	Ago	Sep	Oct	Nov	Dic	Total (Vigente - Total)	
212000 Materiales y útiles de impresión y	\$4,000.00	\$0.00	\$0.00	\$0.00	\$0.00	\$0.00	\$0.00	\$0.00	\$4,000.00	\$0.00	\$0.00	\$0.00	\$0.00	\$4,000.00	\$0.00
212001 Consumibles para equipo de cómputo y	\$4,000.00	\$0.00	\$0.00	\$0.00	\$0.00	\$0.00	\$0.00	\$0.00	\$4,000.00	\$0.00	\$0.00	\$0.00	\$0.00	\$4,000.00	\$0.00
220000 Alimentos y utensilios	\$2,000.00	\$0.00	\$0.00	\$0.00	\$0.00	\$0.00	\$0.00	\$0.00	\$0.00	\$0.00	\$2,000.00	\$0.00	\$0.00	\$2,000.00	\$0.00
221000 Productos alimenticios para personas	\$2,000.00	\$0.00	\$0.00	\$0.00	\$0.00	\$0.00	\$0.00	\$0.00	\$0.00	\$0.00	\$2,000.00	\$0.00	\$0.00	\$2,000.00	\$0.00
221001 Alimentos para personal de P.M.	\$2,000.00	\$0.00	\$0.00	\$0.00	\$0.00	\$0.00	\$0.00	\$0.00	\$0.00	\$0.00	\$2,000.00	\$0.00	\$0.00	\$2,000.00	\$0.00
290000 Herramientas, refacciones y accesorios	\$3,500.00	\$0.00	\$0.00	\$0.00	\$0.00	\$0.00	\$0.00	\$0.00	\$3,500.00	\$0.00	\$0.00	\$0.00	\$0.00	\$3,500.00	\$0.00
294000 Refacciones y accesorios menores de	\$3,500.00	\$0.00	\$0.00	\$0.00	\$0.00	\$0.00	\$0.00	\$0.00	\$3,500.00	\$0.00	\$0.00	\$0.00	\$0.00	\$3,500.00	\$0.00
294001 Accesorios para equipo de cómputo	\$3,500.00	\$0.00	\$0.00	\$0.00	\$0.00	\$0.00	\$0.00	\$0.00	\$3,500.00	\$0.00	\$0.00	\$0.00	\$0.00	\$3,500.00	\$0.00
300000 SERVICIOS GENERALES	\$155,500.00	\$0.00	\$0.00	\$0.00	\$0.00	\$0.00	\$0.00	\$0.00	\$30,800.00	\$32,300.00	\$30,800.00	\$30,800.00	\$30,800.00	\$155,500.00	\$0.00
330000 Servicios profesionales, científicos,	\$154,000.00	\$0.00	\$0.00	\$0.00	\$0.00	\$0.00	\$0.00	\$0.00	\$30,800.00	\$30,800.00	\$30,800.00	\$30,800.00	\$30,800.00	\$154,000.00	\$0.00
334000 Servicios de capacitación	\$154,000.00	\$0.00	\$0.00	\$0.00	\$0.00	\$0.00	\$0.00	\$0.00	\$30,800.00	\$30,800.00	\$30,800.00	\$30,800.00	\$30,800.00	\$154,000.00	\$0.00
334003 Formación Continua	\$154,000.00	\$0.00	\$0.00	\$0.00	\$0.00	\$0.00	\$0.00	\$0.00	\$30,800.00	\$30,800.00	\$30,800.00	\$30,800.00	\$30,800.00	\$154,000.00	\$0.00
370000 Servicios de traslado y viáticos	\$1,500.00	\$0.00	\$0.00	\$0.00	\$0.00	\$0.00	\$0.00	\$0.00	\$1,500.00	\$0.00	\$0.00	\$0.00	\$0.00	\$1,500.00	\$0.00
375000 Viáticos en el país	\$1,500.00	\$0.00	\$0.00	\$0.00	\$0.00	\$0.00	\$0.00	\$0.00	\$1,500.00	\$0.00	\$0.00	\$0.00	\$0.00	\$1,500.00	\$0.00
375001 Viáticos al personal de P.M.	\$1,500.00	\$0.00	\$0.00	\$0.00	\$0.00	\$0.00	\$0.00	\$0.00	\$1,500.00	\$0.00	\$0.00	\$0.00	\$0.00	\$1,500.00	\$0.00
500000 BIENES MUEBLES, INMUEBLES E	\$28,778.68	\$0.00	\$0.00	\$0.00	\$0.00	\$0.00	\$0.00	\$0.00	\$28,778.68	\$0.00	\$0.00	\$0.00	\$0.00	\$28,778.68	\$0.00
510000 Mobiliario y equipo de administración	\$28,778.68	\$0.00	\$0.00	\$0.00	\$0.00	\$0.00	\$0.00	\$0.00	\$28,778.68	\$0.00	\$0.00	\$0.00	\$0.00	\$28,778.68	\$0.00
515000 Equipo de cómputo y de tecnología de la	\$28,778.68	\$0.00	\$0.00	\$0.00	\$0.00	\$0.00	\$0.00	\$0.00	\$28,778.68	\$0.00	\$0.00	\$0.00	\$0.00	\$28,778.68	\$0.00
515001 Equipo de cómputo	\$28,778.68	\$0.00	\$0.00	\$0.00	\$0.00	\$0.00	\$0.00	\$0.00	\$28,778.68	\$0.00	\$0.00	\$0.00	\$0.00	\$28,778.68	\$0.00
Programa de Fortalecimiento a la	\$200,000.00	\$0.00	\$0.00	\$0.00	\$0.00	\$0.00	\$0.00	\$0.00	\$30,800.00	\$74,800.00	\$30,800.00	\$32,800.00	\$30,800.00	\$200,000.00	\$0.00

10048 Fondo de Fomento Municipal

100000 SERVICIOS PERSONALES	\$4,037,671.00	\$337,620.00	\$337,620.00	\$337,620.00	\$337,620.00	\$337,620.00	\$329,752.00	\$331,719.00	\$337,620.00	\$337,620.00	\$337,620.00	\$337,620.00	\$337,620.00	\$337,620.00	\$4,037,671.00	\$0.00
110000 Remuneraciones al personal de carácter	\$4,037,671.00	\$337,620.00	\$337,620.00	\$337,620.00	\$337,620.00	\$337,620.00	\$329,752.00	\$331,719.00	\$337,620.00	\$337,620.00	\$337,620.00	\$337,620.00	\$337,620.00	\$337,620.00	\$4,037,671.00	\$0.00
111000 Dietas	\$4,037,671.00	\$337,620.00	\$337,620.00	\$337,620.00	\$337,620.00	\$337,620.00	\$329,752.00	\$331,719.00	\$337,620.00	\$337,620.00	\$337,620.00	\$337,620.00	\$337,620.00	\$337,620.00	\$4,037,671.00	\$0.00
111001 Dietas para la H. Asamblea	\$4,037,671.00	\$337,620.00	\$337,620.00	\$337,620.00	\$337,620.00	\$337,620.00	\$329,752.00	\$331,719.00	\$337,620.00	\$337,620.00	\$337,620.00	\$337,620.00	\$337,620.00	\$337,620.00	\$4,037,671.00	\$0.00
200000 MATERIALES Y SUMINISTROS	\$211,134.19	\$0.00	\$0.00	\$0.00	\$0.00	\$0.00	\$0.00	\$210,574.57	\$0.00	\$0.00	\$0.00	\$0.00	\$0.00	\$559.62	\$211,134.19	\$0.00
210000 Materiales de administración, emisión de	\$559.62	\$0.00	\$0.00	\$0.00	\$0.00	\$0.00	\$0.00	\$0.00	\$0.00	\$0.00	\$0.00	\$0.00	\$0.00	\$559.62	\$559.62	\$0.00
211000 Materiales, útiles y equipos menores de	\$559.62	\$0.00	\$0.00	\$0.00	\$0.00	\$0.00	\$0.00	\$0.00	\$0.00	\$0.00	\$0.00	\$0.00	\$0.00	\$559.62	\$559.62	\$0.00
211001 Papelería y artículos de escritorio	\$559.62	\$0.00	\$0.00	\$0.00	\$0.00	\$0.00	\$0.00	\$0.00	\$0.00	\$0.00	\$0.00	\$0.00	\$0.00	\$559.62	\$559.62	\$0.00
260000 Combustibles, lubricantes y aditivos	\$210,574.57	\$0.00	\$0.00	\$0.00	\$0.00	\$0.00	\$0.00	\$210,574.57	\$0.00	\$0.00	\$0.00	\$0.00	\$0.00	\$0.00	\$210,574.57	\$0.00
261000 Combustibles, lubricantes y aditivos	\$210,574.57	\$0.00	\$0.00	\$0.00	\$0.00	\$0.00	\$0.00	\$210,574.57	\$0.00	\$0.00	\$0.00	\$0.00	\$0.00	\$0.00	\$210,574.57	\$0.00
261001 Combustibles y lubricantes para vehículos	\$210,574.57	\$0.00	\$0.00	\$0.00	\$0.00	\$0.00	\$0.00	\$210,574.57	\$0.00	\$0.00	\$0.00	\$0.00	\$0.00	\$0.00	\$210,574.57	\$0.00
300000 SERVICIOS GENERALES	\$121,130.13	\$0.00	\$10,128.60	\$10,128.60	\$10,128.60	\$10,128.60	\$10,129.00	\$9,892.09	\$9,951.52	\$10,128.51	\$10,129.00	\$10,128.60	\$10,128.60	\$111,001.72	\$10,128.41	
390000 Otros servicios generales	\$121,130.13	\$0.00	\$10,128.60	\$10,128.60	\$10,128.60	\$10,128.60	\$10,129.00	\$9,892.09	\$9,951.52	\$10,128.51	\$10,129.00	\$10,128.60	\$10,128.60	\$111,001.72	\$10,128.41	
398000 Impuesto sobre nóminas y otros que se	\$121,130.13	\$0.00	\$10,128.60	\$10,128.60	\$10,128.60	\$10,128.60	\$10,129.00	\$9,892.09	\$9,951.52	\$10,128.51	\$10,129.00	\$10,128.60	\$10,128.60	\$111,001.72	\$10,128.41	
398001 Impuesto estatal sobre nóminas	\$121,130.13	\$0.00	\$10,128.60	\$10,128.60	\$10,128.60	\$10,128.60	\$10,129.00	\$9,892.09	\$9,951.52	\$10,128.51	\$10,129.00	\$10,128.60	\$10,128.60	\$111,001.72	\$10,128.41	
400000 TRANSFERENCIAS,	\$12,365,305.73	\$825,038.70	\$850,348.00	\$856,618.37	\$975,549.64	\$952,695.64	\$849,931.00	\$897,749.00	\$935,445.88	\$907,084.24	\$937,038.00	\$914,584.00	\$2,463,223.26	\$12,365,305.73	\$0.00	
410000 Transferencias internas y asignaciones	\$12,365,305.73	\$825,038.70	\$850,348.00	\$856,618.37	\$975,549.64	\$952,695.64	\$849,931.00	\$897,749.00	\$935,445.88	\$907,084.24	\$937,038.00	\$914,584.00	\$2,463,223.26	\$12,365,305.73	\$0.00	



Objeto del Gasto	Presupuesto Vigente	Ene												Total	Diferencia (Vigente - Total)
		Ene	Feb	Mar	Abr	May	Jun	Jul	Ago	Sep	Oct	Nov	Dic		
414000 Asignaciones presupuestarias a Organos	\$12,306,528.53	\$825,038.70	\$850,348.00	\$856,618.37	\$975,549.64	\$952,695.64	\$849,931.00	\$897,749.00	\$935,445.88	\$907,084.24	\$937,038.00	\$914,584.00	\$2,404,446.06	\$12,306,528.53	\$0.00
414001 Subsidio Sistema Municipal Para el	\$12,306,528.53	\$825,038.70	\$850,348.00	\$856,618.37	\$975,549.64	\$952,695.64	\$849,931.00	\$897,749.00	\$935,445.88	\$907,084.24	\$937,038.00	\$914,584.00	\$2,404,446.06	\$12,306,528.53	\$0.00
440000 Ayudas sociales	\$58,777.20	\$0.00	\$0.00	\$0.00	\$0.00	\$0.00	\$0.00	\$0.00	\$0.00	\$0.00	\$0.00	\$0.00	\$58,777.20	\$58,777.20	\$0.00
443000 Ayudas sociales a instituciones de	\$58,777.20	\$0.00	\$0.00	\$0.00	\$0.00	\$0.00	\$0.00	\$0.00	\$0.00	\$0.00	\$0.00	\$0.00	\$58,777.20	\$58,777.20	\$0.00
443001 Apoyos a instituciones educativas	\$58,777.20	\$0.00	\$0.00	\$0.00	\$0.00	\$0.00	\$0.00	\$0.00	\$0.00	\$0.00	\$0.00	\$0.00	\$58,777.20	\$58,777.20	\$0.00
500000 BIENES MUEBLES, INMUEBLES E	\$6,491.69	\$0.00	\$0.00	\$0.00	\$0.00	\$0.00	\$0.00	\$0.00	\$0.00	\$0.00	\$0.00	\$0.00	\$6,491.69	\$6,491.69	\$0.00
560000 Maquinaria, otros equipos y	\$6,491.69	\$0.00	\$0.00	\$0.00	\$0.00	\$0.00	\$0.00	\$0.00	\$0.00	\$0.00	\$0.00	\$0.00	\$6,491.69	\$6,491.69	\$0.00
567000 Herramientas y máquinas-herramienta	\$6,491.69	\$0.00	\$0.00	\$0.00	\$0.00	\$0.00	\$0.00	\$0.00	\$0.00	\$0.00	\$0.00	\$0.00	\$6,491.69	\$6,491.69	\$0.00
567001 Herramientas mayores	\$6,491.69	\$0.00	\$0.00	\$0.00	\$0.00	\$0.00	\$0.00	\$0.00	\$0.00	\$0.00	\$0.00	\$0.00	\$6,491.69	\$6,491.69	\$0.00
Fondo de Fomento Municipal	\$16,741,732.74	\$1,162,658.70	\$1,198,096.60	\$1,204,366.97	\$1,323,298.24	\$1,292,576.64	\$1,402,116.66	\$1,245,320.52	\$1,283,194.39	\$1,254,833.24	\$1,284,786.60	\$1,262,332.60	\$2,818,023.17	\$16,731,604.33	\$10,128.41

10049 Impuesto Sobre Autos Nuevos

200000 MATERIALES Y SUMINISTROS	\$449,995.18	\$30,718.50	\$44,906.35	\$40,495.39	\$30,651.20	\$0.00	\$0.00	\$55,089.78	\$34,944.20	\$53,971.03	\$50,652.70	\$48,083.10	\$60,482.93	\$449,995.18	\$0.00
260000 Combustibles, lubricantes y aditivos	\$449,995.18	\$30,718.50	\$44,906.35	\$40,495.39	\$30,651.20	\$0.00	\$0.00	\$55,089.78	\$34,944.20	\$53,971.03	\$50,652.70	\$48,083.10	\$60,482.93	\$449,995.18	\$0.00
261000 Combustibles, lubricantes y aditivos	\$449,995.18	\$30,718.50	\$44,906.35	\$40,495.39	\$30,651.20	\$0.00	\$0.00	\$55,089.78	\$34,944.20	\$53,971.03	\$50,652.70	\$48,083.10	\$60,482.93	\$449,995.18	\$0.00
261001 Combustibles y lubricantes para vehiculos	\$449,995.18	\$30,718.50	\$44,906.35	\$40,495.39	\$30,651.20	\$0.00	\$0.00	\$55,089.78	\$34,944.20	\$53,971.03	\$50,652.70	\$48,083.10	\$60,482.93	\$449,995.18	\$0.00
400000 TRANSFERENCIAS,	\$90,651.74	\$11,438.74	\$0.00	\$0.00	\$0.00	\$38,637.00	\$40,576.00	\$0.00	\$0.00	\$0.00	\$0.00	\$0.00	\$0.00	\$90,651.74	\$0.00
440000 Ayudas sociales	\$90,651.74	\$11,438.74	\$0.00	\$0.00	\$0.00	\$38,637.00	\$40,576.00	\$0.00	\$0.00	\$0.00	\$0.00	\$0.00	\$0.00	\$90,651.74	\$0.00
441000 Ayudas sociales a personas	\$90,651.74	\$11,438.74	\$0.00	\$0.00	\$0.00	\$38,637.00	\$40,576.00	\$0.00	\$0.00	\$0.00	\$0.00	\$0.00	\$0.00	\$90,651.74	\$0.00
441007 Apoyos a comunidades	\$90,651.74	\$11,438.74	\$0.00	\$0.00	\$0.00	\$38,637.00	\$40,576.00	\$0.00	\$0.00	\$0.00	\$0.00	\$0.00	\$0.00	\$90,651.74	\$0.00
Impuesto Sobre Autos Nuevos	\$540,646.92	\$42,157.24	\$44,906.35	\$40,495.39	\$30,651.20	\$38,637.00	\$40,576.00	\$55,089.78	\$34,944.20	\$53,971.03	\$50,652.70	\$48,083.10	\$60,482.93	\$540,646.92	\$0.00

10051 Incentivos a la Venta Final de Gasolinas y Diesel

200000 MATERIALES Y SUMINISTROS	\$709,039.04	\$76,910.70	\$27,482.12	\$35,277.60	\$77,886.09	\$0.00	\$0.00	\$65,742.97	\$145,141.67	\$94,803.72	\$56,708.85	\$58,816.54	\$70,268.78	\$709,039.04	\$0.00
260000 Combustibles, lubricantes y aditivos	\$709,039.04	\$76,910.70	\$27,482.12	\$35,277.60	\$77,886.09	\$0.00	\$0.00	\$65,742.97	\$145,141.67	\$94,803.72	\$56,708.85	\$58,816.54	\$70,268.78	\$709,039.04	\$0.00
261000 Combustibles, lubricantes y aditivos	\$709,039.04	\$76,910.70	\$27,482.12	\$35,277.60	\$77,886.09	\$0.00	\$0.00	\$65,742.97	\$145,141.67	\$94,803.72	\$56,708.85	\$58,816.54	\$70,268.78	\$709,039.04	\$0.00
261001 Combustibles y lubricantes para vehiculos	\$709,039.04	\$76,910.70	\$27,482.12	\$35,277.60	\$77,886.09	\$0.00	\$0.00	\$65,742.97	\$145,141.67	\$94,803.72	\$56,708.85	\$58,816.54	\$70,268.78	\$709,039.04	\$0.00
400000 TRANSFERENCIAS,	\$597,094.75	\$25,327.70	\$87,813.30	\$63,622.75	\$38,502.00	\$0.00	\$13,461.70	\$55,668.80	\$0.00	\$57,153.50	\$84,571.00	\$75,247.00	\$95,727.00	\$597,094.75	\$0.00
440000 Ayudas sociales	\$597,094.75	\$25,327.70	\$87,813.30	\$63,622.75	\$38,502.00	\$0.00	\$13,461.70	\$55,668.80	\$0.00	\$57,153.50	\$84,571.00	\$75,247.00	\$95,727.00	\$597,094.75	\$0.00
441000 Ayudas sociales a personas	\$583,633.05	\$25,327.70	\$87,813.30	\$63,622.75	\$38,502.00	\$0.00	\$0.00	\$55,668.80	\$0.00	\$57,153.50	\$84,571.00	\$75,247.00	\$95,727.00	\$583,633.05	\$0.00
441007 Apoyos a comunidades	\$583,633.05	\$25,327.70	\$87,813.30	\$63,622.75	\$38,502.00	\$0.00	\$0.00	\$55,668.80	\$0.00	\$57,153.50	\$84,571.00	\$75,247.00	\$95,727.00	\$583,633.05	\$0.00
445000 Ayudas sociales a instituciones sin fines	\$13,461.70	\$0.00	\$0.00	\$0.00	\$0.00	\$0.00	\$13,461.70	\$0.00	\$0.00	\$0.00	\$0.00	\$0.00	\$0.00	\$13,461.70	\$0.00
445001 Apoyos a instituciones del Sector Salud	\$13,461.70	\$0.00	\$0.00	\$0.00	\$0.00	\$0.00	\$13,461.70	\$0.00	\$0.00	\$0.00	\$0.00	\$0.00	\$0.00	\$13,461.70	\$0.00
Incentivos a la Venta Final de	\$1,306,133.79	\$102,238.40	\$115,295.42	\$98,900.35	\$116,388.09	\$0.00	\$13,461.70	\$121,411.77	\$145,141.67	\$151,957.22	\$141,279.85	\$134,063.54	\$165,995.78	\$1,306,133.79	\$0.00

10052 Impuesto Especial a la Proucción y los Servicios


200000 MATERIALES Y SUMINISTROS	\$538,248.49	\$53,117.17	\$124,055.23	\$42,094.50	\$0.00	\$0.00	\$36,835.40	\$59,632.58	\$0.00	\$44,294.70	\$45,578.90	\$60,705.20	\$71,934.81	\$538,248.49	\$0.00
---------------------------------	--------------	-------------	--------------	-------------	--------	--------	-------------	-------------	--------	-------------	-------------	-------------	-------------	--------------	--------



2020 - 2024



2020 - 2024



2020 - 2024



Usr: supervisor
rpAnaliticoPres

Municipio de Zempoala Estado de Hidalgo

Análisis Mensual de Egresos Basados por Fuente de Financiamiento al 31/dic/2022

(Cuentas con Movimientos)

(Cifras en pesos y centavos)

Fecha y

02:21 p. m.

Objeto del Gasto	Presupuesto													Diferencia	
	Vigente	Ene	Feb	Mar	Abr	May	Jun	Jul	Ago	Sep	Oct	Nov	Dic	Total (Vigente - Total)	
260000 Combustibles, lubricantes y aditivos	\$538,248.49	\$53,117.17	\$124,055.23	\$42,094.50	\$0.00	\$0.00	\$36,835.40	\$59,632.58	\$0.00	\$44,294.70	\$45,578.90	\$60,705.20	\$71,934.81	\$538,248.49	\$0.00
261000 Combustibles, lubricantes y aditivos	\$538,248.49	\$53,117.17	\$124,055.23	\$42,094.50	\$0.00	\$0.00	\$36,835.40	\$59,632.58	\$0.00	\$44,294.70	\$45,578.90	\$60,705.20	\$71,934.81	\$538,248.49	\$0.00
261001 Combustibles y lubricantes para vehiculos	\$538,248.49	\$53,117.17	\$124,055.23	\$42,094.50	\$0.00	\$0.00	\$36,835.40	\$59,632.58	\$0.00	\$44,294.70	\$45,578.90	\$60,705.20	\$71,934.81	\$538,248.49	\$0.00
400000 TRANSFERENCIAS,	\$277,316.20	\$0.00	\$0.00	\$7,332.40	\$50,586.30	\$60,916.50	\$46,258.50	\$0.00	\$58,337.50	\$28,087.00	\$25,798.00	\$0.00	\$0.00	\$277,316.20	\$0.00
440000 Ayudas sociales	\$277,316.20	\$0.00	\$0.00	\$7,332.40	\$50,586.30	\$60,916.50	\$46,258.50	\$0.00	\$58,337.50	\$28,087.00	\$25,798.00	\$0.00	\$0.00	\$277,316.20	\$0.00
441000 Ayudas sociales a personas	\$269,983.80	\$0.00	\$0.00	\$0.00	\$50,586.30	\$60,916.50	\$46,258.50	\$0.00	\$58,337.50	\$28,087.00	\$25,798.00	\$0.00	\$0.00	\$269,983.80	\$0.00
441007 Apoyos a comunidades	\$269,983.80	\$0.00	\$0.00	\$0.00	\$50,586.30	\$60,916.50	\$46,258.50	\$0.00	\$58,337.50	\$28,087.00	\$25,798.00	\$0.00	\$0.00	\$269,983.80	\$0.00
445000 Ayudas sociales a instituciones sin fines	\$7,332.40	\$0.00	\$0.00	\$7,332.40	\$0.00	\$0.00	\$0.00	\$0.00	\$0.00	\$0.00	\$0.00	\$0.00	\$0.00	\$7,332.40	\$0.00
445001 Apoyos a instituciones del Sector Salud	\$7,332.40	\$0.00	\$0.00	\$7,332.40	\$0.00	\$0.00	\$0.00	\$0.00	\$0.00	\$0.00	\$0.00	\$0.00	\$0.00	\$7,332.40	\$0.00
Impuesto Especial a la Proucción y	\$815,564.69	\$53,117.17	\$124,055.23	\$49,426.90	\$50,586.30	\$60,916.50	\$83,093.90	\$59,632.58	\$58,337.50	\$72,381.70	\$71,376.90	\$60,705.20	\$71,934.81	\$815,564.69	\$0.00

10057 Fondo de compensación al Impuesto Sobre Autos Nuevos

400000 TRANSFERENCIAS,	\$88,050.93	\$7,055.23	\$7,192.40	\$0.00	\$11,114.80	\$11,094.80	\$0.00	\$11,114.80	\$5,307.95	\$10,822.00	\$0.00	\$10,824.35	\$13,524.60	\$88,050.93	\$0.00
440000 Ayudas sociales	\$88,050.93	\$7,055.23	\$7,192.40	\$0.00	\$11,114.80	\$11,094.80	\$0.00	\$11,114.80	\$5,307.95	\$10,822.00	\$0.00	\$10,824.35	\$13,524.60	\$88,050.93	\$0.00
441000 Ayudas sociales a personas	\$7,055.23	\$7,055.23	\$0.00	\$0.00	\$0.00	\$0.00	\$0.00	\$0.00	\$0.00	\$0.00	\$0.00	\$0.00	\$0.00	\$7,055.23	\$0.00
441007 Apoyos a comunidades	\$7,055.23	\$7,055.23	\$0.00	\$0.00	\$0.00	\$0.00	\$0.00	\$0.00	\$0.00	\$0.00	\$0.00	\$0.00	\$0.00	\$7,055.23	\$0.00
444000 Ayudas sociales a actividades científicas o	\$5,307.95	\$0.00	\$0.00	\$0.00	\$0.00	\$0.00	\$0.00	\$0.00	\$5,307.95	\$0.00	\$0.00	\$0.00	\$0.00	\$5,307.95	\$0.00
444001 Ayudas sociales a actividades científicas o	\$5,307.95	\$0.00	\$0.00	\$0.00	\$0.00	\$0.00	\$0.00	\$0.00	\$5,307.95	\$0.00	\$0.00	\$0.00	\$0.00	\$5,307.95	\$0.00
445000 Ayudas sociales a instituciones sin fines	\$75,687.75	\$0.00	\$7,192.40	\$0.00	\$11,114.80	\$11,094.80	\$0.00	\$11,114.80	\$0.00	\$10,822.00	\$0.00	\$10,824.35	\$13,524.60	\$75,687.75	\$0.00
445001 Apoyos a instituciones del Sector Salud	\$75,687.75	\$0.00	\$7,192.40	\$0.00	\$11,114.80	\$11,094.80	\$0.00	\$11,114.80	\$0.00	\$10,822.00	\$0.00	\$10,824.35	\$13,524.60	\$75,687.75	\$0.00
Fondo de compensación al Impuesto	\$88,050.93	\$7,055.23	\$7,192.40	\$0.00	\$11,114.80	\$11,094.80	\$0.00	\$11,114.80	\$5,307.95	\$10,822.00	\$0.00	\$10,824.35	\$13,524.60	\$88,050.93	\$0.00

10086 Fondo de participación de la recaudación del ISR

200000 MATERIALES Y SUMINISTROS	\$240,252.24	\$0.00	\$0.00	\$0.00	\$0.00	\$0.00	\$66,120.00	\$48,720.00	\$25,624.40	\$0.00	\$0.00	\$87,197.20	\$12,590.64	\$240,252.24	\$0.00
210000 Materiales de administración, emisión de	\$98,326.24	\$0.00	\$0.00	\$0.00	\$0.00	\$0.00	\$0.00	\$0.00	\$25,624.40	\$0.00	\$0.00	\$60,111.20	\$12,590.64	\$98,326.24	\$0.00
215000 Material impreso e información digital	\$98,326.24	\$0.00	\$0.00	\$0.00	\$0.00	\$0.00	\$0.00	\$0.00	\$25,624.40	\$0.00	\$0.00	\$60,111.20	\$12,590.64	\$98,326.24	\$0.00
215001 Material impreso o informacion digital	\$98,326.24	\$0.00	\$0.00	\$0.00	\$0.00	\$0.00	\$0.00	\$0.00	\$25,624.40	\$0.00	\$0.00	\$60,111.20	\$12,590.64	\$98,326.24	\$0.00
240000 Materiales y artículos de construcción y	\$114,840.00	\$0.00	\$0.00	\$0.00	\$0.00	\$0.00	\$66,120.00	\$48,720.00	\$0.00	\$0.00	\$0.00	\$0.00	\$0.00	\$114,840.00	\$0.00
246000 Material eléctrico y electrónico	\$114,840.00	\$0.00	\$0.00	\$0.00	\$0.00	\$0.00	\$66,120.00	\$48,720.00	\$0.00	\$0.00	\$0.00	\$0.00	\$0.00	\$114,840.00	\$0.00
246001 Material eléctrico para alumbrado y	\$114,840.00	\$0.00	\$0.00	\$0.00	\$0.00	\$0.00	\$66,120.00	\$48,720.00	\$0.00	\$0.00	\$0.00	\$0.00	\$0.00	\$114,840.00	\$0.00
270000 Vestuario, blancos, prendas de	\$27,086.00	\$0.00	\$0.00	\$0.00	\$0.00	\$0.00	\$0.00	\$0.00	\$0.00	\$0.00	\$0.00	\$27,086.00	\$0.00	\$27,086.00	\$0.00
271000 Vestuario y uniformes	\$27,086.00	\$0.00	\$0.00	\$0.00	\$0.00	\$0.00	\$0.00	\$0.00	\$0.00	\$0.00	\$0.00	\$27,086.00	\$0.00	\$27,086.00	\$0.00
271003 Uniformes para personal	\$27,086.00	\$0.00	\$0.00	\$0.00	\$0.00	\$0.00	\$0.00	\$0.00	\$0.00	\$0.00	\$0.00	\$27,086.00	\$0.00	\$27,086.00	\$0.00
300000 SERVICIOS GENERALES	\$1,534,065.86	\$0.00	\$0.00	\$0.00	\$0.00	\$0.00	\$198,880.34	\$102,822.40	\$196,156.00	\$339,068.00	\$81,675.60	\$218,337.52	\$397,126.00	\$1,534,065.86	\$0.00
310000 Servicios básicos	\$24,648.34	\$0.00	\$0.00	\$0.00	\$0.00	\$0.00	\$24,648.34	\$0.00	\$0.00	\$0.00	\$0.00	\$0.00	\$0.00	\$24,648.34	\$0.00
314000 Telefonía tradicional	\$24,648.34	\$0.00	\$0.00	\$0.00	\$0.00	\$0.00	\$24,648.34	\$0.00	\$0.00	\$0.00	\$0.00	\$0.00	\$0.00	\$24,648.34	\$0.00
314001 Servicio telefónico para Presidencia	\$24,648.34	\$0.00	\$0.00	\$0.00	\$0.00	\$0.00	\$24,648.34	\$0.00	\$0.00	\$0.00	\$0.00	\$0.00	\$0.00	\$24,648.34	\$0.00
330000 Servicios profesionales, científicos,	\$55,680.00	\$0.00	\$0.00	\$0.00	\$0.00	\$0.00	\$55,680.00	\$0.00	\$0.00	\$0.00	\$0.00	\$0.00	\$0.00	\$55,680.00	\$0.00



Municipio de Zempoala Estado de Hidalgo

Análisis Mensual de Egresos Pagados por Fuente de Financiamiento al 31/dic/2022

(Cuentas con Movimientos)

(Cifras en pesos y centavos)

 Fecha y
 02:21 p. m.

Objeto del Gasto		Presupuesto Vigente	Ene	Feb	Mar	Abr	May	Jun	Jul	Ago	Sep	Oct	Nov	Dic	Total	Diferencia (Vigente - Total)
332000	Servicios de diseño, arquitectura,	\$55,680.00	\$0.00	\$0.00	\$0.00	\$0.00	\$0.00	\$55,680.00	\$0.00	\$0.00	\$0.00	\$0.00	\$0.00	\$0.00	\$55,680.00	\$0.00
332001	Servicios de arquitectura e ingeniería	\$55,680.00	\$0.00	\$0.00	\$0.00	\$0.00	\$0.00	\$55,680.00	\$0.00	\$0.00	\$0.00	\$0.00	\$0.00	\$0.00	\$55,680.00	\$0.00
380000	Servicios oficiales	\$1,453,737.52	\$0.00	\$0.00	\$0.00	\$0.00	\$0.00	\$118,552.00	\$102,822.40	\$196,156.00	\$339,068.00	\$81,675.60	\$218,337.52	\$397,126.00	\$1,453,737.52	\$0.00
381000	Gastos de ceremonial	\$73,312.00	\$0.00	\$0.00	\$0.00	\$0.00	\$0.00	\$0.00	\$0.00	\$0.00	\$16,820.00	\$56,492.00	\$0.00	\$0.00	\$73,312.00	\$0.00
381001	Informe de Gobierno Municipal	\$73,312.00	\$0.00	\$0.00	\$0.00	\$0.00	\$0.00	\$0.00	\$0.00	\$0.00	\$16,820.00	\$56,492.00	\$0.00	\$0.00	\$73,312.00	\$0.00
382000	Gastos de orden social y cultural	\$1,380,425.52	\$0.00	\$0.00	\$0.00	\$0.00	\$0.00	\$118,552.00	\$102,822.40	\$196,156.00	\$322,248.00	\$25,183.60	\$218,337.52	\$397,126.00	\$1,380,425.52	\$0.00
382001	Festividades públicas	\$1,203,287.72	\$0.00	\$0.00	\$0.00	\$0.00	\$0.00	\$84,163.80	\$102,822.40	\$171,158.00	\$322,248.00	\$25,183.60	\$100,585.92	\$397,126.00	\$1,203,287.72	\$0.00
382002	Eventos de orden social	\$59,386.20	\$0.00	\$0.00	\$0.00	\$0.00	\$0.00	\$34,388.20	\$0.00	\$24,998.00	\$0.00	\$0.00	\$0.00	\$0.00	\$59,386.20	\$0.00
382003	Eventos de orden cultural	\$117,751.60	\$0.00	\$0.00	\$0.00	\$0.00	\$0.00	\$0.00	\$0.00	\$0.00	\$0.00	\$0.00	\$117,751.60	\$0.00	\$117,751.60	\$0.00
400000	TRANSFERENCIAS,	\$1,888,804.00	\$0.00	\$0.00	\$0.00	\$0.00	\$0.00	\$23,408.80	\$0.00	\$10,857.60	\$0.00	\$0.00	\$7,969.20	\$1,846,568.40	\$1,888,804.00	\$0.00
440000	Ayudas sociales	\$1,888,804.00	\$0.00	\$0.00	\$0.00	\$0.00	\$0.00	\$23,408.80	\$0.00	\$10,857.60	\$0.00	\$0.00	\$7,969.20	\$1,846,568.40	\$1,888,804.00	\$0.00
441000	Ayudas sociales a personas	\$1,840,766.58	\$0.00	\$0.00	\$0.00	\$0.00	\$0.00	\$10,092.00	\$0.00	\$0.00	\$0.00	\$0.00	\$0.00	\$1,830,674.58	\$1,840,766.58	\$0.00
441007	Apoyos a comunidades	\$1,840,766.58	\$0.00	\$0.00	\$0.00	\$0.00	\$0.00	\$10,092.00	\$0.00	\$0.00	\$0.00	\$0.00	\$0.00	\$1,830,674.58	\$1,840,766.58	\$0.00
443000	Ayudas sociales a instituciones de	\$15,893.82	\$0.00	\$0.00	\$0.00	\$0.00	\$0.00	\$0.00	\$0.00	\$0.00	\$0.00	\$0.00	\$0.00	\$15,893.82	\$15,893.82	\$0.00
443001	Apoyos a instituciones educativas	\$15,893.82	\$0.00	\$0.00	\$0.00	\$0.00	\$0.00	\$0.00	\$0.00	\$0.00	\$0.00	\$0.00	\$0.00	\$15,893.82	\$15,893.82	\$0.00
445000	Ayudas sociales a instituciones sin fines	\$32,143.60	\$0.00	\$0.00	\$0.00	\$0.00	\$0.00	\$13,316.80	\$0.00	\$10,857.60	\$0.00	\$0.00	\$7,969.20	\$0.00	\$32,143.60	\$0.00
445001	Apoyos a instituciones del Sector Salud	\$32,143.60	\$0.00	\$0.00	\$0.00	\$0.00	\$0.00	\$13,316.80	\$0.00	\$10,857.60	\$0.00	\$0.00	\$7,969.20	\$0.00	\$32,143.60	\$0.00
Fondo de participación de la		\$3,663,122.10	\$0.00	\$0.00	\$0.00	\$0.00	\$0.00	\$288,409.14	\$151,542.40	\$232,638.00	\$339,068.00	\$81,675.60	\$313,503.92	\$2,256,285.04	\$3,663,122.10	\$0.00

10087 ISR enajenación de bienes muebles

300000	SERVICIOS GENERALES	\$154,512.00	\$0.00	\$0.00	\$0.00	\$0.00	\$0.00	\$0.00	\$0.00	\$0.00	\$0.00	\$139,200.00	\$0.00	\$15,312.00	\$154,512.00	\$0.00
350000	Servicios de instalación, reparación,	\$154,512.00	\$0.00	\$0.00	\$0.00	\$0.00	\$0.00	\$0.00	\$0.00	\$0.00	\$0.00	\$139,200.00	\$0.00	\$15,312.00	\$154,512.00	\$0.00
355000	Reparación y mantenimiento de equipo de	\$154,512.00	\$0.00	\$0.00	\$0.00	\$0.00	\$0.00	\$0.00	\$0.00	\$0.00	\$0.00	\$139,200.00	\$0.00	\$15,312.00	\$154,512.00	\$0.00
355001	Reparación y mantenimiento de	\$154,512.00	\$0.00	\$0.00	\$0.00	\$0.00	\$0.00	\$0.00	\$0.00	\$0.00	\$0.00	\$139,200.00	\$0.00	\$15,312.00	\$154,512.00	\$0.00
400000	TRANSFERENCIAS,	\$5,339.81	\$0.00	\$0.00	\$0.00	\$0.00	\$0.00	\$0.00	\$0.00	\$0.00	\$0.00	\$0.00	\$0.00	\$5,339.81	\$5,339.81	\$0.00
440000	Ayudas sociales	\$5,339.81	\$0.00	\$0.00	\$0.00	\$0.00	\$0.00	\$0.00	\$0.00	\$0.00	\$0.00	\$0.00	\$0.00	\$5,339.81	\$5,339.81	\$0.00
443000	Ayudas sociales a instituciones de	\$5,339.81	\$0.00	\$0.00	\$0.00	\$0.00	\$0.00	\$0.00	\$0.00	\$0.00	\$0.00	\$0.00	\$0.00	\$5,339.81	\$5,339.81	\$0.00
443001	Apoyos a instituciones educativas	\$5,339.81	\$0.00	\$0.00	\$0.00	\$0.00	\$0.00	\$0.00	\$0.00	\$0.00	\$0.00	\$0.00	\$0.00	\$5,339.81	\$5,339.81	\$0.00
ISR enajenación de bienes muebles		\$159,851.81	\$0.00	\$0.00	\$0.00	\$0.00	\$0.00	\$0.00	\$0.00	\$0.00	\$0.00	\$139,200.00	\$0.00	\$20,651.81	\$159,851.81	\$0.00

10119 REPO 1%


500000	BIENES MUEBLES, INMUEBLES E	\$55,852.50	\$0.00	\$0.00	\$0.00	\$0.00	\$0.00	\$0.00	\$0.00	\$0.00	\$0.00	\$0.00	\$0.00	\$0.00	\$0.00	\$55,852.50
510000	Mobiliario y equipo de administración	\$42,055.18	\$0.00	\$0.00	\$0.00	\$0.00	\$0.00	\$0.00	\$0.00	\$0.00	\$0.00	\$0.00	\$0.00	\$0.00	\$0.00	\$42,055.18
515000	Equipo de cómputo y de tecnología de la	\$42,055.18	\$0.00	\$0.00	\$0.00	\$0.00	\$0.00	\$0.00	\$0.00	\$0.00	\$0.00	\$0.00	\$0.00	\$0.00	\$0.00	\$42,055.18
515001	Equipo de cómputo	\$42,055.18	\$0.00	\$0.00	\$0.00	\$0.00	\$0.00	\$0.00	\$0.00	\$0.00	\$0.00	\$0.00	\$0.00	\$0.00	\$0.00	\$42,055.18
540000	Vehículos y equipo de transporte	\$13,797.32	\$0.00	\$0.00	\$0.00	\$0.00	\$0.00	\$0.00	\$0.00	\$0.00	\$0.00	\$0.00	\$0.00	\$0.00	\$0.00	\$13,797.32
541000	Vehículos y equipo terrestre	\$13,797.32	\$0.00	\$0.00	\$0.00	\$0.00	\$0.00	\$0.00	\$0.00	\$0.00	\$0.00	\$0.00	\$0.00	\$0.00	\$0.00	\$13,797.32
541001	Vehículos y equipo terrestre	\$13,797.32	\$0.00	\$0.00	\$0.00	\$0.00	\$0.00	\$0.00	\$0.00	\$0.00	\$0.00	\$0.00	\$0.00	\$0.00	\$0.00	\$13,797.32



2020 - 2024



2020 - 2024



2020 - 2024

Municipio de Zempoala
Estado de Hidalgo

Análisis Mensual de Egresos Pagados por Fuente de Financiamiento al 31/dic/2022

(Cuentas con Movimientos)

(Cifras en pesos y centavos)

Fecha y

02:21 p. m.

Objeto del Gasto	Presupuesto Vigente	Ene	Feb	Mar	Abr	May	Jun	Jul	Ago	Sep	Oct	Nov	Dic	Total	Diferencia (Vigente - Total)
REPO 1%	\$55,852.50	\$0.00	\$0.00	\$0.00	\$0.00	\$0.00	\$0.00	\$0.00	\$0.00	\$0.00	\$0.00	\$0.00	\$0.00	\$0.00	\$55,852.50
10120 REPO 1% FGP															
500000 BIENES MUEBLES, INMUEBLES E	\$8,294.20	\$0.00	\$0.00	\$0.00	\$0.00	\$0.00	\$0.00	\$0.00	\$0.00	\$0.00	\$0.00	\$0.00	\$0.00	\$0.00	\$8,294.20
510000 Mobiliario y equipo de administración	\$8,294.20	\$0.00	\$0.00	\$0.00	\$0.00	\$0.00	\$0.00	\$0.00	\$0.00	\$0.00	\$0.00	\$0.00	\$0.00	\$0.00	\$8,294.20
515000 Equipo de cómputo y de tecnología de la	\$8,294.20	\$0.00	\$0.00	\$0.00	\$0.00	\$0.00	\$0.00	\$0.00	\$0.00	\$0.00	\$0.00	\$0.00	\$0.00	\$0.00	\$8,294.20
515001 Equipo de cómputo	\$8,294.20	\$0.00	\$0.00	\$0.00	\$0.00	\$0.00	\$0.00	\$0.00	\$0.00	\$0.00	\$0.00	\$0.00	\$0.00	\$0.00	\$8,294.20
REPO 1% FGP	\$8,294.20	\$0.00	\$0.00	\$0.00	\$0.00	\$0.00	\$0.00	\$0.00	\$0.00	\$0.00	\$0.00	\$0.00	\$0.00	\$0.00	\$8,294.20
10121 REPO 1% FAISM															
500000 BIENES MUEBLES, INMUEBLES E	\$139,564.75	\$0.00	\$0.00	\$0.00	\$0.00	\$0.00	\$0.00	\$0.00	\$0.00	\$0.00	\$0.00	\$0.00	\$0.00	\$0.00	\$139,564.75
510000 Mobiliario y equipo de administración	\$13,362.07	\$0.00	\$0.00	\$0.00	\$0.00	\$0.00	\$0.00	\$0.00	\$0.00	\$0.00	\$0.00	\$0.00	\$0.00	\$0.00	\$13,362.07
515000 Equipo de cómputo y de tecnología de la	\$13,362.07	\$0.00	\$0.00	\$0.00	\$0.00	\$0.00	\$0.00	\$0.00	\$0.00	\$0.00	\$0.00	\$0.00	\$0.00	\$0.00	\$13,362.07
515001 Equipo de cómputo	\$13,362.07	\$0.00	\$0.00	\$0.00	\$0.00	\$0.00	\$0.00	\$0.00	\$0.00	\$0.00	\$0.00	\$0.00	\$0.00	\$0.00	\$13,362.07
540000 Vehículos y equipo de transporte	\$126,202.68	\$0.00	\$0.00	\$0.00	\$0.00	\$0.00	\$0.00	\$0.00	\$0.00	\$0.00	\$0.00	\$0.00	\$0.00	\$0.00	\$126,202.68
541000 Vehículos y equipo terrestre	\$126,202.68	\$0.00	\$0.00	\$0.00	\$0.00	\$0.00	\$0.00	\$0.00	\$0.00	\$0.00	\$0.00	\$0.00	\$0.00	\$0.00	\$126,202.68
541001 Vehículos y equipo terrestre	\$126,202.68	\$0.00	\$0.00	\$0.00	\$0.00	\$0.00	\$0.00	\$0.00	\$0.00	\$0.00	\$0.00	\$0.00	\$0.00	\$0.00	\$126,202.68
REPO 1% FAISM	\$139,564.75	\$0.00	\$0.00	\$0.00	\$0.00	\$0.00	\$0.00	\$0.00	\$0.00	\$0.00	\$0.00	\$0.00	\$0.00	\$0.00	\$139,564.75
10270 Programa de Devolucion de Derechos PRODER															
600000 INVERSION PUBLICA	\$713,000.00	\$0.00	\$0.00	\$0.00	\$0.00	\$0.00	\$0.00	\$0.00	\$0.00	\$0.00	\$0.00	\$0.00	\$0.00	\$0.00	\$713,000.00
610000 Obra pública en bienes de dominio	\$713,000.00	\$0.00	\$0.00	\$0.00	\$0.00	\$0.00	\$0.00	\$0.00	\$0.00	\$0.00	\$0.00	\$0.00	\$0.00	\$0.00	\$713,000.00
613000 Construcción de obras para el	\$713,000.00	\$0.00	\$0.00	\$0.00	\$0.00	\$0.00	\$0.00	\$0.00	\$0.00	\$0.00	\$0.00	\$0.00	\$0.00	\$0.00	\$713,000.00
613120 PRODDER-083/2022-001	\$713,000.00	\$0.00	\$0.00	\$0.00	\$0.00	\$0.00	\$0.00	\$0.00	\$0.00	\$0.00	\$0.00	\$0.00	\$0.00	\$0.00	\$713,000.00
Programa de Devolucion de	\$713,000.00	\$0.00	\$0.00	\$0.00	\$0.00	\$0.00	\$0.00	\$0.00	\$0.00	\$0.00	\$0.00	\$0.00	\$0.00	\$0.00	\$713,000.00
Total Final	\$214,334,359.14	\$6,612,300.71	\$11,332,228.29	\$14,550,829.61	\$19,713,993.80	\$20,010,821.52	\$14,669,215.61	\$15,481,960.34	\$15,725,806.64	\$13,573,356.42	\$13,187,966.47	\$13,523,656.89	\$31,629,455.54	\$190,011,591.84	\$24,322,767.30

